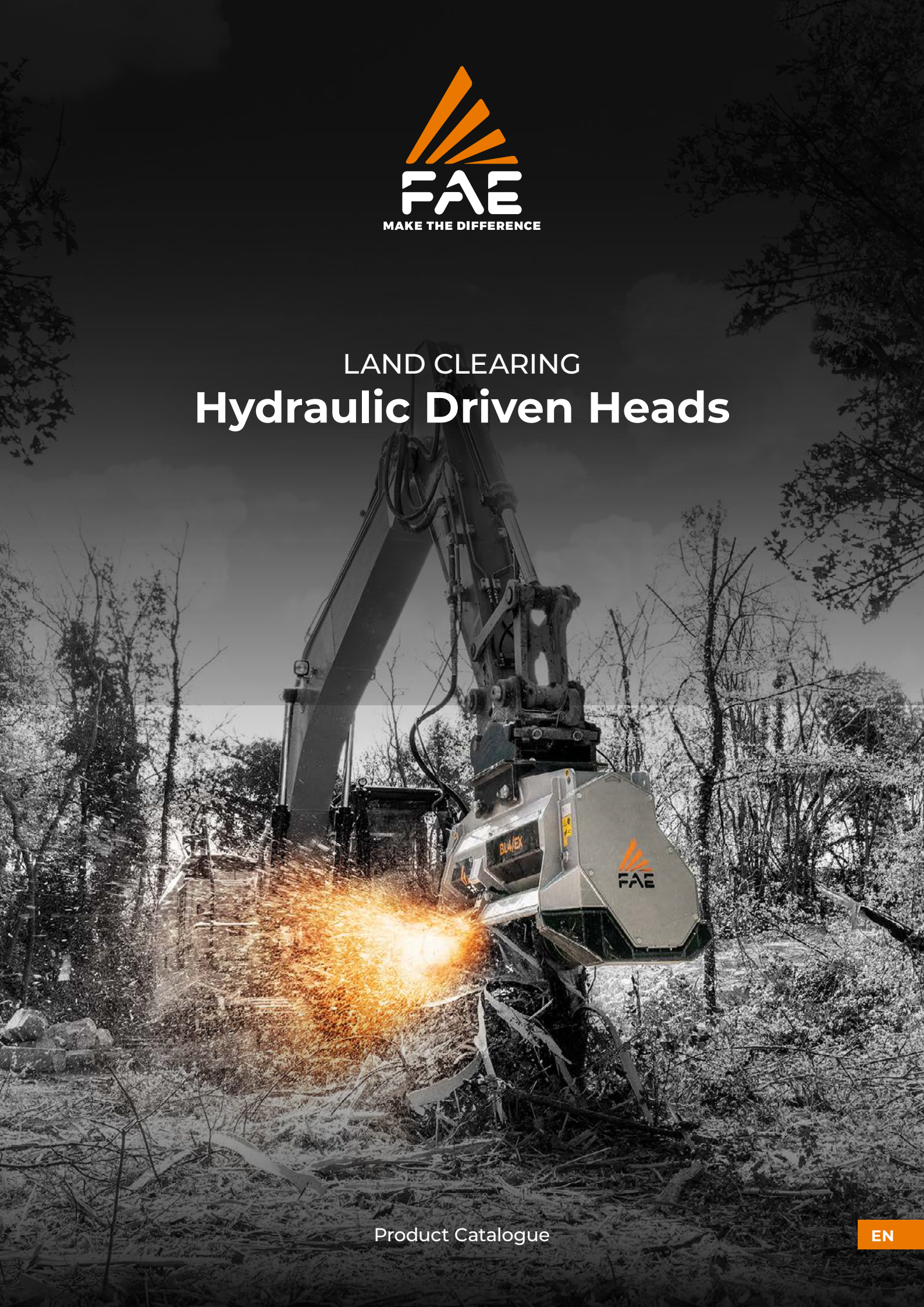




LAND CLEARING Hydraulic Driven Heads



6 ABOUT FAE

8 MAKE THE DIFFERENCE

**10 RIGHT TO THE HEART
OF THE POWER**

**12 LAND CLEARING
HYDRAULIC DRIVEN HEADS**

**14 FORESTRY MULCHERS
FOR SKID STEERS**

- 18 BL1/SSL
- 20 PMM/SSL
- 22 DML/SSL
- 24 BL4/SSL - *New*
- 26 UML/SSL

**28 STUMP CUTTERS
FOR SKID STEERS**

- 30 SCL/SSL

**32 FORESTRY MULCHERS
FOR EXCAVATORS**

- 36 BL0/EX
- 38 BL1/EX
- 40 BL2/EX
- 42 BL2/S/EX
- 44 BL3/EX
- 46 BL4/EX
- 48 BL5/EX
- 50 PML/EX
- 52 PMM/EX
- 54 DML/HY
- 56 UML/HY
- 58 UML/EX
- 60 UML/S/EX
- 62 UMM/EX
- 64 UMM/S/EX

- 66 UML/HY/RW - FML/HY/RW
- 68 RQL/HY

**70 STUMP CUTTERS
FOR EXCAVATORS**

- 74 SCL/HY
- 76 SCL/EX
- 78 SCM/EX

**80 FORESTRY MULCHERS
FOR SPECIAL VEHICLES**

- 84 140/U/PM
- 85 200/U/PM
- 86 300/U/PM
- 87 500/U/PM

**88 FORESTRY TILLERS
FOR SPECIAL VEHICLES**

- 92 200/S/PM
- 93 300/S/PM

**94 STUMP CUTTERS
FOR SPECIAL VEHICLES**

- 98 300/SC/PM

**100 MULTITASKS
FOR SPECIAL VEHICLES**

- 104 SFM/PM
- 105 SFH/PM

106 ORIGINAL FAE TOOLS



MAKE THE **DIFFERENCE**

At FAE, every machine, accessory and optional component is designed with utmost precision, the highest quality materials and the most advanced technology.

Each detail is designed to make the execution of the tasks as quick and efficient as possible and for the specific applications, conditions and environment where it will be carried out.

Every FAE machine and accessory was created to make a difference at work and, given the importance of many of the applications we work on, for the planet. This is why each member of our team, each partner and customer works daily.

ABOUT **FAE**

With a range of over 90 products and 400 models, FAE can meet the most diverse demands for forestry, agricultural, road construction, building and demining applications. The FAE product range includes heads for tractors, excavators, skid steer loaders, special vehicles and tracked vehicles, with cabins or remote controlled. FAE was founded in 1989, and the company's main office is still located in Fondo, Italy. Production, sales, after-sales service and parts services are handled by our 3 production sites, the main office, 7 commercial branches and a network of authorized dealers all over the world.



GLOBAL QUALITY

Our precision design and production processes use advanced technologies to ensure long-term performance and reliability.

CONSTANT INNOVATION

We design unique and cutting-edge products based on customers' specific needs for solutions that pave the way to the future.

COMPLETE PRODUCT LINE






We offer an extensive product range and a high degree of customization to make each process more efficient, more productive, and easier.

TOTAL SUPPORT

We make our vast range of machines, dedicated accessories and components, as well as our technical assistance available worldwide.

MAKE THE DIFFERENCE

Our machines are designed with special attention to detail. Starting from the technical design to our choice of high quality materials, our machines are highly resistant to wear and tear. The FAE brand is always recognized for its high quality standards.



- 1 / Blank attachment plate
- 2 / Enclosed hood drive system
- 3 / Valve block
- 4 / Service access panels
- 5 / Side guards
- 6 / VT Variable Torque motor
- 7 / Adjustable Hardox® counter-blade
- 8 / Forged and hardened interchangeable counterblades

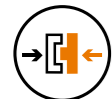


Sonic System

Sonic System - Sonic is a smart and flexible system that makes it easy to quickly and automatically calibrate the mulcher's hydraulic parameters, ensuring perfect alignment with the operating machine. It boosts mulcher performance by 30%, supporting ultrafast rotor rpm pickup.

RIGHT TO THE HEART OF THE POWER

The spiral rotor design reduces the power requirement



EASIER ON THE ENGINE




**MORE CONSISTENT
FINAL PRODUCT SIZING**



**LESS FUEL
CONSUMPTION**



**HIGHER
PRODUCTIVITY**



Forestry rotor with double carbide teeth

Ideal for heavy duty forestry applications (above ground mulching). Resistant to impact and wear. This rotor can be fitted with different tool types: TOOTH C/3, TOOTH C/3/HD, TOOTH STCL/3, TOOTH I, TOOTH K, BLADE BL.



Forestry rotor with single carbide teeth

Ideal for grinding stumps above and below ground. This rotor can be fitted with different tool types: TOOTH A/3, TOOTH A/3/HD, TOOTH B/3, TOOTH B/3/HD, TOOTH F/3, TOOTH G/3.



Rock crusher rotor

To achieve perfect sizing of the final product in agriculture land reclamation. This rotor can be fitted with different tool types: TOOTH STC/3, TOOTH STC/3/HD, TOOTH STC/3/FP.



Swinging hammer rotor

Ideal for applications with high presence of rocks. This rotor can be fitted with HAMMER FMM (A) - HAMMER PMM (B).

Bite limiter

Special steel limiter rings control the depth of blade action.



LAND CLEARING **HYDRAULIC DRIVEN HEADS**

Our hydraulic-driven heads for special vehicles, excavators or skid steers complete any task with ease. Forestry mulchers for skid steers and excavators, stump cutters for excavators, mulchers, tillers or stump cutters for special vehicles, and multi-task machines for special vehicles: all of our machines are built to meet your needs and guarantee superior performance, even in extreme conditions.



FORESTRY MULCHERS FOR SKID STEERS

Our commercial grade, hydraulic driven mulchers for skid steers can be used for environmental maintenance, underbrush, branches, shrubs and stumps. It is ideal along the banks of rivers, canals, gas ducts, embankments, railway lines, etc.



BL1/SSL

Forestry mulcher for skid steers starting at 45 hp.



PMM/SSL

Brush mulcher with hammer/flail rotor for skid steers.




DML/SSL

Forestry mulcher for skid steers up to 75 hp.



BL4/SSL

Forestry mulcher for skid steers up to 135 hp.



UML/SSL

Forestry mulcher with fixed tooth rotor for skid steers.



MULTIPURPOSE USES FOR EXCELLENT RESULTS.

MODEL	0 - 100 hp	100 - 200 hp
BL1/SSL	45 - 65 hp	
PMM/SSL	60 - 100 hp	
DML/SSL	50 - 75 hp	
BL4/SSL		90 - 135 hp
UML/SSL	75 - 135 hp	

FORESTRY MULCHERS FOR SKID STEERS

BL1/SSL

Forestry mulcher for skid steers starting at 45 hp.

The BL1/SSL forestry mulcher for 45 to 65 hp skid steers can shred material up to 10 cm in diameter. The Bite Limiter technology on this head is ideal for high productivity in managing vegetation, with reliably efficient shredding. The head is designed to guarantee

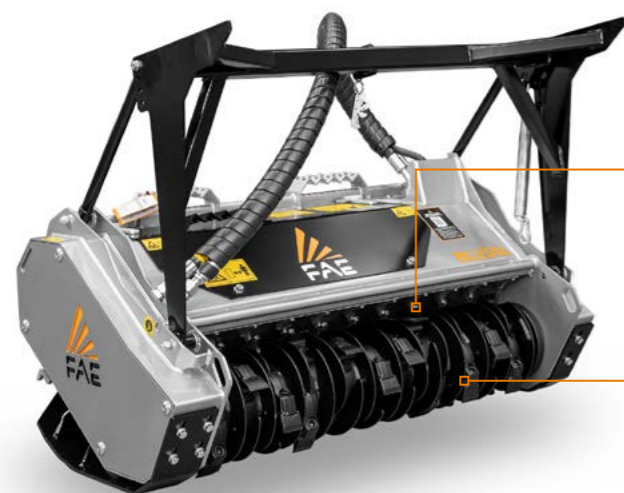
high reliability and make maintenance easier. The high-visibility profile helps the operator optimize their work. The BL1/SSL can be equipped with blades and C/3/MINI teeth.



45-65 hp



Ø 10 cm max



Interchangeable Spike PRO counter blades
for finer mulching

Rotor with Bite Limiter technology
maximum productivity with minimum power thanks to the special high-resistance steel inserts and BL/MINI blades.



The high-visibility profile
helps the operator optimize work



VT (Variable Torque) Motor
with automatic torque management

STANDARD EQUIPMENT

55 cc VT variable displacement hydraulic piston motor	Interchangeable Spike PRO counter-blades
Integrated hydraulic block with relief and anti-cavitation valves and hydraulic brake	Hydraulic hoses for connections
V-belts transmission	Mechanical adjustable guard frame
Enclosed / anti-dust machine body	Interchangeable protection chains
Motor enclosed in the frame	Interchangeable and adjustable support skids
Bite Limiter rotor	Deflector

OPTIONS

Customized setting hydraulic motor	Tooth options
------------------------------------	---------------

MODEL	BL1/SSL/VT-125	BL1/SSL/VT-150
Engine (hp)	45-65	45-65
Flow rate (L/min)	50-100	50-100
Pressure (bar)	180-350	180-350
Working width (mm)	1240	1480
Total width (mm)	1476	1716
Weight (kg)	570	660
Rotor diameter (mm)	310	310
Max shredding diameter (mm)	100	100
No. blade type BL/MINI	24	28

Data refers to machine as standard. The technical data in this catalogue may be altered without prior notice.

MAIN OPTIONS



VT Motor setting
Customized motor setting to obtain the maximum performance out of any hydraulic system

ROTOR TYPE BL



BLADE BL/MINI
(standard)



TOOTH C/3/MINI
(option)

FORESTRY MULCHERS FOR SKID STEERS

PMM/SSL

Brush mulcher with hammer/flail rotor for skid steers.

A universal mulcher suitable for mulching saplings, bushes, crop residues and grass. Thanks to its "floating system", the mulcher's rotor adheres perfectly to the terrain, ensuring a homogeneous material after mulching. The support roller, larger in comparison to other attachments, guarantees the best performance

even on particularly damp terrain. The machine can be equipped with hammers for mulching material up to 8 cm diameter or grass flail to better respond to the various needs of the customer.



60-100 hp



Ø 8 cm max



Steel counter-blades
helps mulch material into a smaller final size



Self leveling protection flaps

Attachment plate with self leveling device
adapts to all types of terrain



Self cleaning rear roller with integrated skids



STANDARD EQUIPMENT

32/65cc variable manual displacement hydraulic piston motor with relief and anticavitation valve	Self levelling protection flaps
Motor enclosed in the frame	Supporting service leg
Belt transmission	Welded counterblades
Hydraulic hoses	Self cleaning rear roller with integrated skids
Front hood with mechanical adjustment	Attachment plate with self levelling device
Adjustable skids	

OPTIONS

Customized setting hydraulic motor	Possibility to have the rotor equipped with PML hammers or Y-flail
Stronger bearing for back roller	

MODEL	PMM/SSL-175	PMM/SSL-200
Engine (hp)	60-100	70-100
Flow rate (L/min)	56-125	56-125
Pressure (bar)	180-250	180-250
Working width (mm)	1780	2020
Total width (mm)	2000	2180
Weight (kg)	850	910
Rotor diameter (mm)	440	440
Max shredding diameter (mm)	80	80
No. hammers type PMM	22	24
No. flail type Y/3	22	24

Data refers to machine as standard. The technical data in this catalogue may be altered without prior notice.

MAIN OPTIONS



Multiple flail



HAMMER PMM
(standard)



FLAIL Y/3
(option)

FORESTRY MULCHERS FOR SKID STEERS

DML/SSL

Forestry mulcher for skid steers up to 75 hp.

The DML/SSL forestry mulcher from 50 up to 75 hp skid steers power range, allows to shred shrubs and branches up to 5 inches in diameter. This head is ideal to have high productivity in vegetation management and provide high shredding capacity in wooded and forestry areas, where the agility and compactness of a skid steer is required.


The head is designed to offer high constructive strength, to ease the operator's working use from the cabin as much as possible and make it easy the maintenance activities. The DML/SSL is available in VT version with fixed teeth rotor and in BL version with Bite Limiter fixed blades rotor. For both versions, Sonic technology is also available, a FAE exclusive.



50-75 hp



Ø 12 cm max



Spike counter-blade
for a better finishing result of mulched material



Rotor with Bite Limiter technology
maximum productivity using the least amount of power thanks to special wear-resistant steel limiters and blades type BL/MINI (DML/SSL/BL and DML/SSL/BL/SONIC)

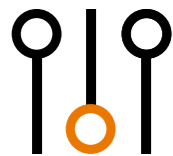


Sonic technology
new automatic intelligent system that manages the hydraulic transmission that provide the maximum shredding capacity in all conditions (DML/SSL/SONIC and DML/SSL/BL/SONIC)



VT Motor (Variable Torque)
with automatic torque boost (DML/SSL/VT and DML/SSL/BL)

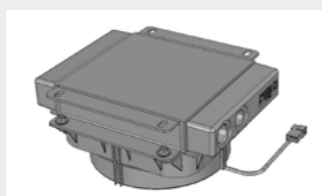
MAIN OPTIONS



Customized VT motor setting
Customized motor setting to obtain the maximum performance out of any hydraulic system (DML/SSL/VT and DML/SSL/BL)



Wiring adaptors
Wiring adaptors interface to allows a Plug & Play coupling with the most popular skid steers



Oil cooler kit
Integrated hydraulic oil cooling system for high temperature environments



Roof Mounted cooler kit
High performance hydraulic oil cooling system to assemble on the skid steer roof

STANDARD EQUIPMENT

60 cc VT hydraulic piston motor variable displacement (DML/SSL/VT and DML/SSL/BL)	Sonic System (DML/SSL/SONIC and DML/SSL/BL/SONIC)
60 cc Sonic hydraulic piston motor electronic control (DML/SSL/SONIC and DML/SSL/BL/SONIC)	Hydraulic front hood
V-belts transmission	Diverter valve 12 V
Enclosed / anti dust machine body	Hydraulic hoses for connections
Working pressure control gauge	Mechanical adjustable guard frame
Welded Spike counterblades	Interchangeable protection chains
Motor enclosed in the frame	Interchangeable support skids with anti-wear Hardox welded plates
Anti-shock block Valve with relief and anticavitation valves	

OPTIONS

Integrated oil cooler kit	Roof Mounted cooler kit
Customized setting hydraulic motor (DML/SSL/VT and DML/SSL/BL)	Adaptor wiring
Control box for diverter valve (DML/SSL/VT and DML/SSL/BL)	Multiple tooth options
Diverter valve 24V (DML/SSL/VT and DML/SSL/BL)	

MODEL	DML/SSL/VT-150	DML/SSL/VT-175	DML/SSL/BL-150	DML/SSL/BL-175	DML/SSL/SONIC-150	DML/SSL/SONIC-175	DML/SSL/BL/SONIC-150	DML/SSL/BL/SONIC-175
Engine (hp)	50-75	50-75	50-75	50-75	50-75	50-75	50-75	50-75
Flow rate (L/min)	60-125	60-125	60-125	60-125	60-125	60-125	60-125	60-125
Pressure (bar)	180-350	180-350	180-350	180-350	180-350	180-350	180-350	180-350
Working width (mm)	1480	1720	1480	1720	1480	1720	1480	1720
Total width (mm)	1732	1972	1732	1972	1732	1972	1732	1972
Weight (kg)	730	800	770	840	730	800	770	840
Rotor diameter (mm)	310	310	310	310	310	310	310	310
Max shredding diameter (mm)	120	120	120	120	120	120	120	120
No. teeth type C/3/MINI	32	38	28	32	32	38	28	32
No. blades type BL/MINI	32	38	28	32	32	38	28	32

Data refers to machine as standard set-up. Options may have reflects on weights and dimensions. The technical data in this catalogue may be altered without prior notice.

ROTOR TYPE C/3/MINI (DML/SSL/VT - DML/SSL/SONIC)



TOOTH C/3/MINI (standard)



BLADE BL/MINI (option)

ROTOR TYPE BL (DML/SSL/BL - DML/SSL/BL/SONIC)



BLADE BL/MINI (standard)



TOOTH C/3/MINI (option)

FORESTRY MULCHERS FOR SKID STEERS

BL4/SSL


Forestry mulcher for skid steers up to 135 hp.

The BL4/SSL forestry mulcher, designed for Skid steers from 90 to 135 hp and is able to shred material up to 12" in diameter. Thanks to the Bite Limiter technology this head is ideal to have high productivity in vegetation management and provide high and efficient shredding in wooded and forestry areas. The head

is designed to offer high productivity, durability and ease of maintenance for the operator. The BL4/SSL is available in VT version or with Sonic, a FAE exclusive technology that optimizes that optimizes performance and can be easily calibrated using the dedicated FAE App for smartphone.



-  **Sonic System**
-  **90-135 hp**
-  **Ø 30 cm max**



Interchangeable inner anti-wear plate
high reliability and easy replacement

Low profile frame
designed for highest working visibility

Rotor with Bite Limiter technology
maximum productivity using the least amount of power thanks to special wear-resistant steel limiters and blades type BL/MAX



Sonic technology
new automatic intelligent system that manages the hydraulic transmission that provides the maximum shredding capacity in all conditions

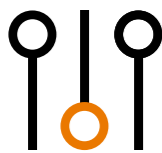
Hydraulic Quick Couplers
Flat face quick couplers to allow a Plug & Play coupling with the most popular skid steers



VT Motor (Variable Torque)
with automatic torque boost



MAIN OPTIONS



Customized VT motor setting
Customized motor setting to obtain the maximum performance out of any hydraulic system



Wiring adaptors
Wiring adaptors interface to allows a Plug & Play coupling with the most popular skid steers



Roof Mounted cooler kit
High performance hydraulic oil cooling system to assemble on the skid steer roof

STANDARD EQUIPMENT

Enclosed, dust-resistant machine body	Interchangeable flat counter blades
Hydraulic hoses	Interchangeable protection chains
Hydraulic block with relief and anticavitation valves	Adjustable skids
107 cc VT hydraulic piston motor (BL4/SSL/VT)	Wear-resistant interchangeable Hardox® soles
107 cc SONIC hydraulic piston motor (BL4/SSL/SONIC)	Bite Limiter rotor with BL/MAX blades
Sonic System (BL4/SSL/SONIC)	Interchangeable forged steel rotor shafts
Motor enclosed in the frame	Mechanical adjustable push frame
Timing belt transmission	Push frame with guide pins
Interchangeable wear-resistant inner plate in Hardox®	

OPTIONS

Customized setting for hydraulic motor (BL4/SSL/VT)	Adaptor wiring
Hydraulically adjustable rear hood with 12V diverter valve control	C/3 MAX rotor teeth

MODEL	BL4/SSL/VT -150	BL4/SSL/SONIC -150	BL4/SSL/VT -175	BL4/SSL/SONIC-175	BL4/SSL/VT -200	BL4/SSL/SONIC-200
Engine (hp)	90-135	90-135	90-135	90-135	90-135	90-135
Flow rate (L/min)	120-200	120-200	120-200	120-200	120-200	120-200
Pressure (bar)	240-350	240-350	240-350	240-350	240-350	240-350
Working width (mm)	1582	1582	1822	1822	2062	2062
Total width (mm)	1892	1892	2132	2132	2372	2372
Weight (kg)	1240	1240	1360	1360	1480	1480
Rotor diameter (mm)	465	465	465	465	465	465
Max shredding diameter (mm)	300	300	300	300	300	300
No. blades type BL/MAX	26	26	32	32	36	36

Data refers to machine as standard. The technical data in this catalogue may be altered without prior notice.

ROTOR TYPE BL



BLADE BL/MAX
(standard)



TOOTH C/3/MAX
(option)

STUMP CUTTERS FOR SKID STEERS

FAE stump cutters for skid steers are designed specifically to guarantee optimal output in any situation. They are highly efficient for vineyard and orchard maintenance, agricultural tilling and soil reclamation, and eliminating even large stumps. FAE stump cutters are also excellent for forestry maintenance and for shredding buried stumps. The SCL/SSL will turn a skid steer into an efficient stump cutter.



SCL/SSL

Stump cutters for 75-120 hp skid steers.

0 - 100 hp

100 - 200 hp

75 - 120 hp



STUMP CUTTERS FOR SKID STEERS

SCL/SSL

Stump cutters for 75-120 hp skid steers.

The SCL/SSL works with 75-120 hp skid steers. This head can shred large stumps and roots up to 50 cm deep. Lateral oscillation with proportional hydraulic control makes it possible to work on a large area

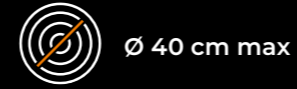
without moving the vehicle. The SCL/SSL's Direct Drive motor minimizes maintenance and makes it possible to have an extremely compact machine body.




75-120 hp



50 cm max




Ø 40 cm max



Proportional hydraulic control
of the lateral oscillation

Disc rotor



Support blade
for added stability while in operation (option)

STANDARD EQUIPMENT

125 cc hydraulic piston motor	Direct-drive transmission
Hydraulic block with safety and anticavitation valves	Hydraulic and proportional swing control
12 V diverter valve	Enclosed, dust-resistant machine body
Hydraulic hoses	Supporting leg
Interchangeable forged steel rotor shafts	Motor enclosed in the frame

OPTIONS

Adaptor wiring	Support blade
----------------	---------------

MODEL

SCL/SSL

Engine (hp)	75-120
Flow rate (L/min)	120-150
Pressure (bar)	180-350
Working width max (mm)	950
Total width (mm)	1165
Weight (kg)	450
Max shredding diameter (mm)	400
Disc rotor diameter (mm)	660
Disc rotor width (mm)	112
Max working depth (mm)	500
No. teeth type L/1+L/2	15+15

Data refers to machine as standard. The technical data in this catalogue may be altered without prior notice.

MAIN OPTIONS



Wiring adaptors
Wiring adaptors interface to allow a Plug & Play coupling with the most popular skid steers



Support blade

DISC ROTOR



TOOTH L/1
(standard)



TOOTH L/2
(standard)

FORESTRY MULCHERS FOR EXCAVATORS

Our commercial grade hydraulic mulchers can be attached to excavators for reclamation and maintenance operations as well as in difficult conditions thanks in part to their manageability and ease of use. The heavy duty design and manufacturing of these attachments give them longer working lives.




BL0/EX

Forestry mulcher with Bite Limiter technology for excavators up to 5 tons.



BL1/EX

Forestry mulcher with Bite Limiter technology for excavators up to 7.5 tons.



BL2/EX

Forestry mulcher with Bite Limiter rotor.



BL2/S/EX

The mulcher with Bite Limiter technology for small and midsize excavators.



BL3/EX

Forestry mulcher with Bite Limiter rotor.



BL4/EX

The mulcher for large excavators, with Bite Limiter technology.



BL5/EX

The mulcher for the largest excavators, with Bite Limiter technology.



PML/EX

Mulcher with hammer/flail rotor for excavators.



PMM/EX

Mulcher with hammer/flail rotor for excavators.



DML/HY

Forestry mulcher with fixed tooth rotor for excavators.



UML/HY

Forestry mulcher with fixed tooth rotor for excavators.



UML/EX

Forestry mulcher with fixed tooth rotor for excavators.



UML/S/EX

Forestry mulcher with fixed tooth rotor for excavators.



UMM/EX

The FAE forestry mulchers for the most powerful excavators.



UMM/S/EX

FAE forestry mulchers for excavators up to 40 tons.



UML/HY/RW - FML/HY/RW

Mulcher with fixed tooth/swinging hammer rotor for excavators.



RQL/HY

Forestry mulcher for powerpack vehicles and wheeled excavators from 10 to 15 t.



EFFICIENCY ALL THE WAY.

MODEL	1 - 10 t	10 - 20 t	20 - 30 t	30 - 40 t
BL0/EX	2 - 5 t			
BL1/EX	5 - 7,5 t			
BL2/EX	8 - 14 t			
BL2/S/EX		11 - 16 t		
BL3/EX		14 - 20 t		
BL4/EX		18 - 25 t		
BL5/EX			24 - 36 t	
PML/EX	2 - 7,5 t			
PMM/EX	6 - 13 t			
DML/HY	5 - 13 t			
UML/HY	9 - 15 t			
UML/EX		14 - 20 t		
UML/S/EX		18 - 25 t		
UMM/EX			20 - 36 t	
UMM/S/EX			25 - 40 t	
UML/HY/RW FML/HY/RW	6 - 10 t			
RQL/HY		10 - 15 t		

FORESTRY MULCHERS FOR EXCAVATORS


BLO/EX

Forestry mulcher with Bite Limiter technology for excavators up to 5 tons.


The BLO/EX forestry mulcher for 2-5 ton excavators can shred material up to 8 cm in diameter. Bite Limiter technology is ideal for high productivity vegetation management, designed with reliable and efficient shredding and easy maintenance in mind.

The BLO/EX's Direct Drive motor minimizes maintenance and makes it possible to have an extremely compact machine body. The BLO/EX can be equipped with BL/MINI blades and C/3/MINI teeth.

 30-90 L/min


 Ø 8 cm max

 2-5 t



Hydraulic block with flow control valve in the motor

Fixed thumb bracket built into the frame useful for moving materials that need to be mulched



Direct Drive Motor
for less maintenance and reduced size

Rotor Bite Limiter
special steel profiles limit the blades' reach and optimize productivity

Adjustable rear deflector
controls mulched material output for greater safety

STANDARD EQUIPMENT

11 cc-gear hydraulic motor (BLO/EX-50)	Deflector
16 cc-gear hydraulic motor (BLO/EX-75)	Thumb bracket
25 cc-gear hydraulic motor (BLO/EX-100)	Flow Control system valve with integrated safety and anticavitation valves
Enclosed, dust-resistant machine body	Interchangeable forged steel rotor shafts
Motor enclosed in the frame	Bite Limiter Rotor
Hydraulic hoses	Wear-resistant interchangeable Hardox® soles
Direct-drive transmission	

OPTIONS

Customized attachment bracket kit with customized pins	11 cc-gear hydraulic motor (BLO/EX-75)
Attachment plate with self-leveling device	Multiple tooth options
16 cc-gear hydraulic motor (BLO/EX-50 and BLO/EX-100)	

MODEL	BLO/EX-50	BLO/EX-75	BLO/EX-100
Flow rate (L/min)	30-50	50-70	70-90
Pressure (bar)	180-250	180-250	180-250
Excavator weight (t)	2-4	3-4	4-5
Working width (mm)	560	800	1000
Total width (mm)	1012	1252	1472
Weight (kg)	213	251	330
Rotor diameter (mm)	310	310	310
Max shredding diameter (mm)	80	80	80
No. blades type BL/MINI	10	14	20
No. tooth type C/3/MINI	10	14	20

The technical data in this catalogue may be altered without prior notice.

MAIN ACCESSORIES



Customized attachment bracket kit with customized pins



Attachment plate with self-leveling device (optional) adapts to all types of terrain



BLADE BL/MINI
(standard)



TOOTH C/3/MINI
(optional)


FORESTRY MULCHERS FOR EXCAVATORS


BL1/EX

Forestry mulcher with Bite Limiter technology for excavators up to 7,5 tons.

The BL1/EX forestry mulcher for 5-7,5 ton excavators can shred light vegetation, shrubs and trees up to 12 cm in diameter. The Bite Limiter technology on this head is ideal for high productivity in managing vegetation, with

reliably efficient shredding. The head is available in the VT version and in the no-drain fixed gear motor version. The BL1/EX can be equipped with BL/MINI blades and C/3/MINI teeth.

 60-140 L/min

 Ø 12 cm max

 5-7,5 t



Hydraulic front hood
helps contain debris and achieves finer sizing (optional)

Hydraulic piston motor
with automatic variable displacement (BL1/EX/VT)

Gear motor
with no-drain fixed displacement (BL1/EX)


Custom made thumb bracket
to move and reposition material



Dedicated rear hood (deflector)
controls mulched material output for greater safety



Bite Limiter rotor
special steel limiter rings control the depth of cut



MAIN OPTIONS



Attachment bracket



Excavator stand and thumb bracket
useful in moving material to be mulched



Hydraulic front hood

STANDARD EQUIPMENT

25 cc-gear hydraulic motor (BL1/EX)	Trapezoidal belts transmission
55 cc VT hydraulic piston motor (BL1/EX/VT)	Fittings for hydraulic connections (BL1/EX/VT)
Flow Control valve with integrated relief and anticavitation valves	Front hood with mechanical adjustment
Enclosed, dust-resistant machine body	Bite Limiter rotor
Motor enclosed in the frame	Deflector
Hydraulic hoses (BL1/EX)	Wear-resistant interchangeable Hardox® soles
Interchangeable forged steel rotor shafts	

OPTIONS

Customized setting hydraulic motor (BL1/EX/VT)	Thumb bracked
Diverter valve	Customized attachment bracket kit with customized pins
Hydraulically adjustable front hood	Multiple tooth options
Hydraulic front hood for excavator AUX line	

MODEL	BL1/EX-75	BL1/EX/VT-75
Flow rate (L/min)	60-90	65-140
Pressure (bar)	180-250	180-350
Excavator weight (t)	5-7,5	5-7,5
Working width (mm)	800	800
Weight (kg)	385	390
Rotor diameter (mm)	310	310
Max shredding diameter (mm)	120	120
No. blades type BL/MINI	14	14

Data refers to machine as standard. The technical data in this catalogue may be altered without prior notice.

ROTOR TYPE BL



BLADE BL/MINI
(standard)



TOOTH C/3/MINI
(option)


FORESTRY MULCHERS FOR EXCAVATORS


BL2/EX


The mulcher with Bite Limiter technology for small and midsize excavators.

BL2/EX for 8-14 ton midsize excavators mulches trees with a max. diameter of 15 cm and is available in two working widths: 100 cm and 124 cm. The rotor features Bite Limiter technology. Steel profiles limit the teeth depth of action, which reduces power demand and guarantees speed and

exceptional performance every time. Two types of fixed teeth can be used with the rotor: BL/MINI blades and C/3/MINI teeth. BL2/EX has a VT (Variable Torque) motor for noticeably better performance, increased torque when needed, and minimal risk of rotor stalling.

 Sonic System

 100-140 L/min

 Ø 15 cm max

 8-14 t



Hydraulic piston motor
Variable displacement
(VT Variable torque)



Hydraulic front trap door
helps contain debris and achieves finer sizing (optional)



Sonic System
is a new automatic intelligent system that manages the hydraulic transmission. It makes the mulching machine to perform at the maximum capacity in all conditions (BL2/EX/SONIC)

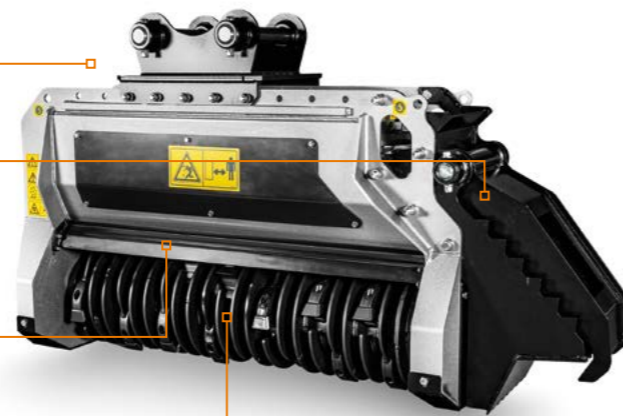
Custom made thumb bracket
to move and reposition material



Dedicated rear hood (deflector)
controls mulched material output for greater safety



Bite Limiter rotor
special steel limiter rings control the depth of cut



MAIN OPTIONS



Attachment bracket



Thumb bracket and hydraulic thumb
useful in moving material to be mulched



Hydraulic front hood
for optimal mulching, reduces the ejection of mulched material

STANDARD EQUIPMENT

55/38cc variable torque hydraulic piston motor (BL2/EX/VT)	Motor enclosed in the frame
55cc variable torque hydraulic piston motor (BL2/EX/SONIC)	V-belts transmission (BL2/EX/VT)
Flow control system valve	Bulkhead for hydraulic connections
Diverter valve	Bite Limiter rotor
Hydraulic front hood	Dedicated rear hood (deflector)
Safety and anticavitation valve	Sonic System (BL2/EX/SONIC)
Enclosed / anti dust machine body	Poly Chain® belt transmission (BL2/EX/SONIC)

OPTIONS

Customized setting hydraulic motor (BL2/EX/VT)	Customized attachment bracket with pins
Hydraulic front hood for excavator AUX line (BL2/EX/VT)	Customized attachment bracket with pins and leg
Front fixed thumb bracketed	Multiple tooth options
Hydraulic thumb	Neutral attachment bracket with support leg

MODEL	BL2/EX/VT-100	BL2/EX/VT-125	BL2/EX/SONIC-100	BL2/EX/SONIC-125
Flow rate (L/min)	100-140	100-140	100-140	100-140
Pressure (bar)	180-350	180-350	180-350	180-350
Excavator weight (t)	8-14	8-14	8-14	8-14
Working width (mm)	1000	1240	1000	1240
Weight (kg)	570	625	570	625
Rotor diameter (mm)	370	370	370	370
Max shredding diameter (mm)	150	150	150	150
No. blades type BL/MINI	18	22	18	22

Data refers to machine as standard. The technical data in this catalogue may be altered without prior notice.

ROTOR TYPE BL



BLADE BL/MINI
(standard)



TOOTH C/3/MINI
(option)

FORESTRY MULCHERS FOR EXCAVATORS

BL2/S/EX

Forestry mulcher with Bite Limiter technology for 11–16 ton excavators.

The BL2/S/EX forestry mulcher for 11–16 ton excavators can shred material up to 15 cm in diameter. The Bite Limiter technology on this head is ideal for high productivity vegetation management, with reliable, efficient shredding. The timing belt transmission provides optimal power transfer

and long-term reliability. Interchangeable bolt-on Spike PRO counter blades and skids and a hydraulically adjustable hood are also major design features. The BL2/S/EX is available with Sonic technology and can be equipped with BL blades and C/3 teeth.



Sonic System




100-180 L/min



Ø 15 cm max



11-16 t



VT Motor (BL2/S/EX/VT)
increases torque automatically

Timing belt transmission
optimal power transfer

Diverter valve
for hydraulic hood control



Sonic (BL2/S/EX/SONIC)
the automatic hydraulic transmission control and management system makes it possible to enhance performance in any conditions



Spike PRO counter blades
for finer mulching



Bite Limiter
steel profiles along the rotor limit the blades' reach and optimize productivity

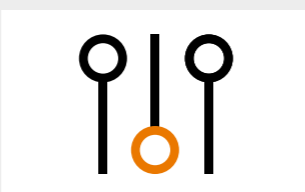
MAIN OPTIONS



Fixed thumb bracket and hydraulic thumb
for moving material that needs to be mulched



Custom attachment bracket



VT Motor Settings (BL2/S/EX/VT)
Customizable motor adjustments to maximize the performance of any hydraulic system

STANDARD EQUIPMENT

80 cc VT hydraulic piston motor (BL2/S/EX/VT)	Interchangeable bolt-on Spike PRO counter blades
80 cc SONIC hydraulic piston motor (BL2/S/EX/SONIC)	Deflector
Sonic system (BL2/S/EX/SONIC)	Hydraulically adjustable front hood
Flow Control system valve with integrated safety and anticavitation valves	12V Diverter valve
Fittings for hydraulic connections	Control box for Diverter valve (BL2/S/EX/SONIC)
Timing belt transmission	Adjustable skids
Motor enclosed in the frame	Interchangeable forged steel rotor shafts
Enclosed, dust-resistant machine body	Bite Limiter rotor

OPTIONS

Customized setting for hydraulic motor (BL2/S/EX/VT)	Hydraulic thumb
24V Diverter valve (BL2/S/EX/VT)	Customized attachment bracket with customized pins
Control box for Diverter valve (BL2/S/EX/VT)	Multiple tooth options
Thumb bracket	

MODEL	BL2/S/EX/VT-125	BL2/S/EX/SONIC-125
Flow rate (L/min)	100-180	100-180
Pressure (bar)	180-350	180-350
Excavator weight (t)	11-16	11-16
Working width (mm)	1342	1342
Weight (kg)	1040	1040
Rotor diameter (mm)	440	440
Max shredding diameter (mm)	150	150
No. blades/teeth type BL+C/3/SS	20+2	20+2

Data refers to machine as standard. The technical data in this catalogue may be altered without prior notice.

ROTOR TYPE BL



BLADE BL
(standard)



TOOTH C/3
(option)



TOOTH C/3/SS
(side scraper)

FORESTRY MULCHERS FOR EXCAVATORS


BL3/EX

The mulcher with Bite Limiter technology for large and midsize excavators

BL3/EX for 14-20 ton excavators mulches trees with a max. diameter of 20 cm and is available in two working widths: 134 cm and 158 cm. The rotor features Bite Limiter technology. Steel limiter rings limit the depth of cut, which reduces power demand and guarantees speed and exceptional performance.

The heat-treated forged-steel BL blades are durable and can be sharpened, lowering operating costs. BL3/EX has a 110/60 cc VT (Variable Torque) motor for noticeably better performance, increased torque when needed, and minimal risk of rotor stalling.

-  **Sonic System**
-  **120-210 L/min**
-  **Ø 20 cm max**
-  **14-20 t**




Hydraulic front hood
for optimal mulching, reduces the ejection of mulched material (optional)

Spike PRO counter-blade
the distribution of the new Spike PRO counter-blades inside the shredding chamber guarantees a better finish of the mulched material




Hydraulic piston motor
Variable Torque (VT)




 **Sonic System**
is a new automatic intelligent system that manages the hydraulic transmission. It makes the mulching machine to perform at the maximum capacity in all conditions (BL3/EX/SONIC)

Thumb bracket and hydraulic thumb
useful in moving material to be mulched (optional)

Adjustable material deflector
controls mulched material output for greater safety

 **Bite Limiter rotor**
special steel limiter rings control the depth of cut



STANDARD EQUIPMENT

110/60cc variable torque hydraulic piston motor (120-210 L/min) (BL3/EX/VT)	Bulkhead for hydraulic connections
110cc variable torque hydraulic piston motor (120-210 L/min) (BL3/EX/SONIC)	Hydraulic front hood
Flow control system valve	Dedicated rear hood (deflector)
Diverter valve	Adjustable skids
Safety and anticavitation valve	Spike PRO counter-blade
Enclosed / anti dust machine body	Rotor Bite Limiter
Motor enclosed in the frame	Sonic System (BL3/EX/SONIC)
Timing belt transmission	

OPTIONS

Customized setting hydraulic motor (BL3/EX/VT)	Hydraulic thumb
Hydraulic front hood for excavator AUX line (BL3/EX/VT)	Customized attachment bracket with pins
Front fixed thumb bracked	

MODEL	BL3/EX/VT-125	BL3/EX/VT-150	BL3/EX/SONIC-125	BL3/EX/SONIC-150
Flow rate (L/min)	120-210	120-210	120-210	120-210
Pressure (bar)	180-350	180-350	180-350	180-350
Excavator weight (t)	14-20	14-20	14-20	14-20
Working width (mm)	1342	1582	1342	1582
Weight (kg)	1295	1370	1295	1370
Rotor diameter (mm)	440	440	440	440
Max shredding diameter (mm)	200	200	200	200
No. blades/teeth type BL+C/3/SS	20+2	24+2	20+2	24+2

Data refers to machine as standard. The technical data in this catalogue may be altered without prior notice.

MAIN OPTIONS



Customized attachment bracket



Thumb bracket and hydraulic thumb
useful in moving material to be mulched

ROTOR TYPE BL



BLADE BL
(standard)



TOOTH C/3
(option)



TOOTH C/3/SS
(side scraper)

FORESTRY MULCHERS FOR EXCAVATORS


BL4/EX

The mulcher for large excavators, with Bite Limiter technology.

The BL4/EX for 18-25 ton excavators mulches trees up to 30 cm in diameter and comes in two working widths: 135 cm and 160 cm. The BL4/EX is ideal for handling and removing vegetation in wooded areas, especially for jobs that require a large shredding capacity and speed.

The rotor features Bite Limiter technology. Steel limiter rings limit the reach (bite) of the teeth, reducing the amount of power needed and guaranteeing constant working speed and excellent performance. The heat-treated forged-steel BL MAX blades are made to last and can be sharpened to keep operating costs lower.

-  **Sonic System**
-  **145-300 L/min**
-  **Ø 30 cm max**
-  **18-25 t**



VT motor
automatic torque increase

Diverter valve
for hydraulic control of the hood

Spike PRO counter-blades
for finer mulched material



Sonic System is a new automatic intelligent system that manages the hydraulic transmission. It makes the mulching machine to perform at the maximum capacity in all conditions (BL4/EX/SONIC)


Timing belt transmission
optimal power transfer



Dedicated rear hood (deflector)
controls mulched material output for greater safety



Rotor with Bite Limiter technology
maximum productivity using the least amount of power



MAIN OPTIONS



Thumb bracket with hydraulic thumb
for handling material

STANDARD EQUIPMENT

110/60cc variable torque hydraulic piston motor (145-300 L/min) (BL4/EX/VT)	Bulkhead for hydraulic connections
110cc variable torque hydraulic piston motor (145-240 L/min) (BL4/EX/SONIC)	Hydraulic front hood
Flow control system valve	Dedicated rear hood (deflector)
Diverter valve	Adjustable skids
Safety and anticavitation valve	Spike PRO counter-blade
Enclosed / anti dust machine body	Rotor Bite Limiter
Motor enclosed in the frame	Sonic System (BL4/EX/SONIC)
Timing belt transmission	

OPTIONS

160/108cc variable torque hydraulic piston motor (235-300 L/min) (BL4/EX/VT)	Front fixed thumb bracketed
Customized setting hydraulic motor (BL4/EX/VT)	Hydraulic thumb
Hydraulic front hood for excavator AUX line (BL4/EX/VT)	Customized attachment bracket with pins
Additional reinforced side plates	

MODEL	BL4/EX/VT-125	BL4/EX/VT-150	BL4/EX/SONIC-125	BL4/EX/SONIC-150
Flow rate (L/min)	145-300	145-300	145-240	145-240
Pressure (bar)	220-350	220-350	220-350	220-350
Excavator weight (t)	18-25	18-25	18-25	18-25
Working width (mm)	1347	1587	1347	1587
Weight (kg)	1580	1685	1580	1685
Rotor diameter (mm)	465	465	465	465
Max shredding diameter (mm)	300	300	300	300
No. blades type BL/MAX	22	26	22	26

Data refers to machine as standard. The technical data in this catalogue may be altered without prior notice.

ROTOR TYPE BL



BLADE BL/MAX
(standard)



TOOTH C/3/MAX
(option)

FORESTRY MULCHERS FOR EXCAVATORS

BL5/EX

The mulcher for the largest excavators, with Bite Limiter technology.

The BL5/EX for 24-36 ton excavators, mulches vegetation up to 40 cm in diameter and has a working width of 160 cm. This head is ideal for handling and removing vegetation in wooded areas, especially when a large shredding capacity and fast operational speed is required. The rotor with Bite Limiter technology

comes with special wear-resistant steel limiters that limit the teeth's reach. This cuts down on power demand, promotes a consistent working speed, optimizes fuel consumption and ensures excellent performance when mulching any kind of wood.



Sonic System



180-300 L/min



Ø 40 cm max



24-36 t



VT motor
increases torque automatically

Diverter valve
for hydraulic control of the hood

Poly-Chain® belt drive transmission
optimal power transfer




Sonic System
is a new automatic intelligent system that manages the hydraulic transmission. It makes the mulching machine to perform at the maximum capacity in all conditions (BL5/EX/SONIC)



Spike PRO counter-blades
for finer mulched material

Rotor with Bite Limiter technology
maximum productivity using the least amount of power



MAIN OPTIONS



Thumb bracket with hydraulic thumb
for handling material

STANDARD EQUIPMENT

160/108cc variable torque hydraulic piston motor (180-300 L/min) (BL5/EX/VT)	Hydraulic front hood
160cc variable torque hydraulic piston motor (180-300 L/min) (BL5/EX/SONIC)	Dedicated rear hood (deflector)
Flow control system valve	Adjustable skirts
Diverter valve	Additional reinforced side plates
Safety and anticavitation valve	Front fixed thumb bracked
Enclosed / anti dust machine body	Spike PRO counter-blade
Motor enclosed in the frame	Rotor Bite Limiter
Poly Chain® Belt Transmission	Sonic System (BL5/EX/SONIC)
Bulkhead for hydraulic connections	

OPTIONS

Customized setting hydraulic motor (BL5/EX/VT)	Hydraulic thumb
Hydraulic front hood for excavator AUX line (BL5/EX/VT)	Customized attachment bracket with pins

MODEL	BL5/EX/VT-150	BL5/EX/SONIC-150
Flow rate (L/min)	180-300	180-300
Pressure (bar)	240-350	240-350
Excavator weight (t)	24-36	24-36
Working width (mm)	1584	1584
Weight (kg)	2375	2375
Rotor diameter (mm)	517	517
Max shredding diameter (mm)	400	400
No. blades type BL/MAX	28	28

Data refers to machine as standard. The technical data in this catalogue may be altered without prior notice.

ROTOR TYPE BL



BLADE BL/MAX
(standard)




TOOTH C/3/MAX
(option)

PML/EX

Mulcher with hammer/flail rotor for excavators.


The PML/EX flail mulcher for 2–7.5 ton excavators can shred light vegetation, shrubs and trees up to 5 cm in diameter. The head is designed for high productivity, durability, and easy installation and maintenance. The PML/EX's Direct Drive motor minimizes maintenance and makes it possible to have an extremely compact

machine body. The hydraulic motor's compatibility with excavators that do not have a drainage line makes the head easier to install. This feature makes the head a plug and play piece of equipment. The PML/EX can be equipped with PML hammers or Y-flail.

 25-90 L/min

 Ø 5 cm max

 2-7.5 t



Direct Drive Motor
for less maintenance and greater compactness

Different hydraulic motors
for different excavator models



Fixed thumb bracket built into the frame
useful for moving material that needs to be mulched

Adjustable support roller

MAIN OPTIONS



Customized attachment bracket



Attachment plate
for excavators



Possibility to have the rotor equipped with PML hammers or Y-flail

STANDARD EQUIPMENT

11 cc-gear hydraulic motor (PML/EX-75)	Motor enclosed in the frame
16 cc-gear hydraulic motor (PML/EX-100)	Enclosed, dust-resistant machine body
25 cc-gear hydraulic motor (PML/EX-125 and PML/EX-150)	Wear-resistant interchangeable Hardox® soles
Flow Control valve with integrated safety and anticavitation valves	Hydraulic hoses
Direct-drive transmission	Thumb bracket
Interchangeable protection chains	Pressed steel counter blades (welded)
Support roller	Deflector (PML/EX-125 and PML/EX-150)
Rubber protection strips	Rubber protection strips (PML/EX-75, PML/EX-100)

OPTIONS

25 cc-gear hydraulic motor (PML/EX-75 and PML/EX-100)	Customized attachment bracket kit with customized pins
16 cc-gear hydraulic motor PML/EX-75, PML/EX-125 and PML/EX-150)	Attachment plate with self-leveling device
11 cc-gear hydraulic motor (PML/EX-100, PML/EX-125 and PML/EX-150)	Multiple tooth options
Rubber protection strips (PML/EX-125, PML/EX-150)	

MODEL	PML/EX-75	PML/EX-100	PML/EX-125	PML/EX-150
Flow rate (L/min)	25-90	25-90	25-90	25-90
Pressure (bar)	180-250	180-250	180-250	180-250
Excavator weight (t)	2-4	3.5-5.5	5-7.5	5-7.5
Working width (mm)	712	1016	1256	1496
Weight (kg)	210	270	300	340
Rotor diameter (mm)	360	360	360	360
Max shredding diameter (mm)	40	50	50	50
No. hammers type PML	10	16	20	24
No. flail type Y/2	10	16	20	24

Data refers to machine as standard. The technical data in this catalogue may be altered without prior notice.





PMM/EX

Mulcher with hammer/flail rotor for excavators.

The PMM/EX is a flail mower used to mulch underbrush, grass and bushes. It is equipped with a variable manual displacement hydraulic piston motor that can be set to the carrier's hydraulic specifications. The stronger roller supports (optional)

ensure the best performance and maximum reliability on difficult terrain. The flow control valve ensures minimal setup of the mulcher without adjustments or modifications to the hydraulic system of the excavator.


 55-145 L/min

 Ø 8 cm max

 6-13 t



Steel counter-blades
helps mulch material into a smaller final size



Self-cleaning support roller

Enclosed machine body



Stronger bearings for the support roller



STANDARD EQUIPMENT

32/65 cc variable manual displacement hydraulic piston motor	Bulkhead for hydraulic connections
Flow control system valve	Rear hood with mechanical adjustment
Safety and anticavitation valve	Adjustable skids
Enclosed / anti dust machine body	Self levelling protection flaps
Motor enclosed in the frame	Welded counterblades
Belt transmission	Self cleaning rear roller with integrated skids

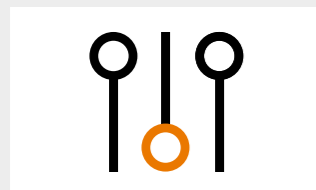
OPTIONS

Customized setting hydraulic motor	Attachment plate with self levelling device
Customized attachment bracket with pins	Possibility to have the rotor equipped with PML hammers or Y-flails

MODEL	PMM/EX-100	PMM/EX-125	PMM/EX-150
Flow rate (L/min)	55-145	55-145	55-145
Pressure (bar)	180-350	180-350	180-350
Excavator weight (t)	6-13	6-13	6-13
Working width (mm)	1060	1300	1540
Weight (kg)	520	600	680
Rotor diameter (mm)	440	440	440
Max shredding diameter (mm)	80	80	80
No. hammers type PMM	12	16	18
No. flails type Y/3	12	16	18

Data refers to machine as standard. The technical data in this catalogue may be altered without prior notice.

MAIN OPTIONS



Customized setting hydraulic motor



Attachment plate with self levelling device
to adapt to all types of terrain



Possibility to have the rotor equipped with PML hammers or Y-flail



HAMMER PMM
(standard)



FLAIL Y/3
(option)

FORESTRY MULCHERS FOR EXCAVATORS


DML/HY

Forestry mulcher with fixed tooth rotor for excavators.

The DML/HY forestry mulcher for 5-13 ton excavators can shred material up to 12 cm in diameter. This head is highly flexible in managing overgrowth, with shredding results always in line with the desired finish. It features two hoods for shredding both standing

trees and ground or low-height material that does not need to be felled, such as branches or shrubs. The DML/HY can be equipped with BL/MINI blades or C/3/MINI teeth.

 50-200 L/min

 Ø 12 cm max

 5-13 t



Hydraulic rear hood
(optional)

Hydraulic hood systems
(front and rear optional) for excellent mulching when operating in either direction

Flow control valve
to protect the motor from excessive flow

VT motor
to increase performance and reduce operating costs

Counter blades
helps mulch material into a smaller final size



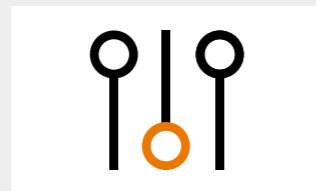
MAIN OPTIONS



Customized attachment bracket kit with pins



Diverter valve system
to control the opening and closing of the front and rear hydraulic hood



Customized setting hydraulic motor



Customized attachment bracket kit with pins and support leg

STANDARD EQUIPMENT

17-34 cc hydraulic piston motor (DML/HY)	Front hood with mechanical adjustment
55 cc VT hydraulic piston motor (DML/HY/VT)	Rear hood with mechanical adjustment
Flow Control system valve with integrated safety and anticavitation valves	Interchangeable protection chains
Enclosed, dust-resistant machine body	Supporting leg
Motor enclosed in the frame	Welded counter blades
Trapezoidal belts transmission	Interchangeable forged steel rotor shafts
Fittings for hydraulic connections	

OPTIONS

32-65 cc hydraulic piston motor (DML/HY)	Hydraulically adjustable front hood
Customized setting hydraulic motor	Customized attachment bracket kit with customized pins
Diverter valve	Customized attachment bracket kit with customized pins and support leg
Hydraulically adjustable rear hood	Multiple tooth options
12V Diverter valve	Control box for Diverter valve
24V Diverter valve	Bite Limiter Rotor
Neutral attachment bracket with support leg	

MODEL	DML/HY-75	DML/HY-100	DML/HY-125	DML/HY/VT-75	DML/HY/VT-100	DML/HY/VT-125
Flow rate (L/min)	50-200	50-200	50-200	80-135	80-135	80-135
Pressure (bar)	180-350	180-350	180-350	180-350	180-350	180-350
Excavator weight (t)	5-13	5-13	5-13	5-13	5-13	5-13
Working width (mm)	800	1000	1240	800	1000	1240
Weight (kg)	415	445	515	420	450	520
Rotor diameter (mm)	310	310	310	310	310	310
Max shredding diameter (mm)	120	120	120	120	120	120
No. blades type BL/MINI	16	20	26	16	20	26

Data refers to machine as standard. The technical data in this catalogue may be altered without prior notice.

ROTOR TYPE BL



BLADE BL/MINI
(standard)



TOOTH C/3/MINI
(option)



BLADE BL/MINI
(option)



TOOTH C/3/MINI
(option)

FORESTRY MULCHERS FOR EXCAVATORS


UML/HY

Forestry mulcher with fixed tooth rotor for excavators.

With its updated design, the UML/HY has increased its strength and durability. The addition of the VT motor option has made the UML/HY/VT one of the most productive units in its class. The hydraulic motor is internally positioned in the frame to protect it

from dirt and potential damage, ensuring maximum reliability throughout the life of the attachment. The VT version with automatic variable displacement hydraulic motor increases productivity by up to 50% and simultaneously reduces fuel consumption.

-  **Sonic System**
-  **90-170 L/min**
-  **Ø 15 cm max**
-  **9-15 t**




Fixed tooth rotor



Sonic System is a new automatic intelligent system that manages the hydraulic transmission. It makes the mulching machine to perform at the maximum capacity in all conditions (UML/HY/SONIC)

80/50cc variable torque hydraulic piston motor
(UML/HY/VT)



MAIN OPTIONS



Diverter valve
to control the opening and closing of the hydraulic door



Customized attachment bracket with fixed thumb



Bite Limiter rotor
Special steel limiter rings control the depth of blade action (UML/HY/VT)

STANDARD EQUIPMENT

63 cc hydraulic piston motor (90-170 L/min) (UML/HY/VT)	Motor enclosed in the frame
Hydraulic piston motor 80 cc VT (UML/HY/VT)	Trapezoidal belts transmission (UML/HY)
Hydraulic piston motor 80 cc SONIC (UML/HY/SONIC)	Timing belt transmission (UML/HY/VT - UML/HY/SONIC)
12V diverter valve (UML/HY/SONIC)	Interchangeable forged steel rotor shafts
Sonic System (UML/HY/SONIC)	Interchangeable protection chains
Hydraulically adjustable rear hood	Control box for diverter valve (UML/HY/SONIC)
Flow Control system valve with integrated safety valve	Fittings for hydraulic connections
Enclosed, dust-resistant machine body	Welded counter blades


OPTIONS

Customized setting for hydraulic motor (UML/HY - UML/HY/VT)	Control box for diverter valve (UML/HY - UML/HY/VT)
12V diverter valve (UML/HY - UML/HY/VT)	Multiple tooth options
24V diverter valve (UML/HY - UML/HY/VT)	Rotor Bite Limiter (UML/HY/VT - UML/HY/SONIC)
Customized attachment bracket kit with customized pins	Rear hood with mechanical adjustment (UML/HY - UML/HY/VT)
Customized attachment bracket kit with customized pins and support leg	Neutral attachment bracket with support leg

MODEL	UML/HY-100	UML/HY-125	UML/HY-150	UML/HY/VT-100	UML/HY/VT-125	UML/HY/VT-150*	UML/HY/SONIC-100	UML/HY/SONIC-125	UML/HY/SONIC-150
Flow rate (L/min)	90-170	90-170	90-170	90-170	90-170	90-170	90-170	90-170	90-170
Pressure (bar)	180-350	180-350	180-350	180-350	180-350	180-350	180-350	180-350	180-350
Excavator weight (t)	9-15	10-15	11-15	9-15	10-15	11-15	9-15	10-15	11-15
Working width (mm)	1102	1342	1582	1102	1342	1582	1102	1342	1582
Weight (kg)	925	985	1085	940	1000	1100	940	1000	1100
Rotor diameter (mm)	425	425	425	425	425	425	425	425	425
Max shredding diameter (mm)	150	150	150	150	150	150	150	150	150
No. teeth type C/3+C/3/SS	20+2	26+2	32+2	20+2	26+2	32+2	20+2	26+2	32+2
type I+C/3/SS	28+2	36+2	42+2	28+2	36+2	42+2	28+2	36+2	42+2

Data refers to machine as standard. The technical data in this catalogue may be altered without prior notice.

ROTOR TYPE C



ROTOR TYPE BL



ROTOR TYPE I



FORESTRY MULCHERS FOR EXCAVATORS

UML/EX

Forestry mulcher with fixed tooth rotor for excavators.

Thanks to its size, heavy duty construction, reliability and performance, the UML/EX is one of FAE's most popular attachments. The enclosed hydraulic door

opening and closing system creates a completely enclosed frame that protects the internal components from dust and debris.



Sonic System



130-210 L/min



Ø 20 cm max



14-20 t



Hydraulic controlled hood
revolutionary system for door opening/closing that prevents dirt from entering into the service areas of the machine

Steel counter-blades
helps mulch material into a smaller final size

Sonic System
is a new automatic intelligent system that manages the hydraulic transmission. It makes the mulching machine to perform at the maximum capacity in all conditions (UML/EX/SONIC)

Flow control valve
to protect the motor from excessive flow

Customized attachment bracket with fixed thumb
(optional)

VT motor
adjustable motor to obtain the maximum performance out of any excavator

STANDARD EQUIPMENT

110/60cc variable torque hydraulic piston motor (130-210 L/min) (UML/EX/VT)	Timing belt transmission
110cc variable torque hydraulic piston motor (130-210 L/min) (UML/EX/SONIC)	Bulkhead for hydraulic connections
Flow control system valve	Hydraulic rear hood
Diverter valve (UML/EX/SONIC)	Screwed protection chains
Safety and anticavitation valve	Welded counterblades
Enclosed / anti dust machine body	Sonic System (UML/EX/SONIC)
Motor enclosed in the frame	

OPTIONS

Customized setting hydraulic motor (UML/EX/VT)	Customized attachment bracket with pins and leg
Diverter valve (UML/EX/VT)	Multiple tooth options
Customized attachment bracket with pins	Rotor Bite Limiter

MODEL	UML/EX/ VT-100	UML/EX/ VT-125	UML/EX/ VT-150	UML/EX/ SONIC-100	UML/EX/ SONIC-125	UML/EX/ SONIC-150
Flow rate (L/min)	130-210	130-210	130-210	130-210	130-210	130-210
Pressure (bar)	220-350	220-350	220-350	220-350	220-350	220-350
Excavator weight (t)	14-20	14-20	14-20	14-20	14-20	14-20
Working width (mm)	1102	1342	1582	1102	1342	1582
Weight (kg)	1090	1170	1280	1090	1170	1280
Rotor diameter (mm)	425	425	425	425	425	425
Max shredding diameter (mm)	200	200	200	200	200	200
No. teeth type C/3+C/3/SS	20+2	26+2	32+2	20+2	26+2	32+2
type I+C/3/SS	28+2	36+2	42+2	28+2	36+2	42+2

Data refers to machine as standard. The technical data in this catalogue may be altered without prior notice.

MAIN OPTIONS



Bite Limiter rotor
additional reinforced side plates for extreme conditions



Diverter valve
to control the opening and closing of the hydraulic door (UML/EX/VT)



Customized attachment bracket with fixed thumb

ROTOR TYPE C



TOOTH C/3
(standard)



TOOTH C/3/HD
(option)



BLADE BL
(option)



TOOTH K/3
(option)

ROTOR TYPE BL



BLADE BL
(option)

ROTOR TYPE I



TOOTH I
(option)



TOOTH C/3/SS
(side scraper)

FORESTRY MULCHERS FOR EXCAVATORS

UML/S/EX

Forestry mulcher with fixed tooth rotor for excavators.

Specifically developed for excavators ranging from 18 - 25 tons. Using key design features, such as interchangeable counter-blades and other engineering advantages, it approaches the performance levels of our largest model the UMM/EX.

Furthermore, the VT automatic variable displacement hydraulic motor increases efficiency. This allows the machine to carry out complex operations effortlessly while working on sides of the roads, along river banks and on steep slopes.



Sonic System



145-300 L/min



Ø 30 cm max



18-25 t



Forged and hardened bolt-in interchangeable counter-blades for the maximum duration



Oversized hubs and bearings

Hydraulic controlled hood

revolutionary system for door opening/closing that prevents dirt from entering into the service areas of the machine

Diverter valve to control the opening and closing of the hydraulic door (UML/S/EX/SONIC)



Sonic System is a new automatic intelligent system that manages the hydraulic transmission. It makes the mulching machine to perform at the maximum capacity in all conditions (UML/S/EX/SONIC)

Motor enclosed in frame protected from dirt and damage



VT motor adjustable motor to obtain the maximum performance out of any excavator

Dual row protection chains deflects debris exiting the machine, increasing safety



MAIN OPTIONS



Rotor with Bite Limiter technology maximum productivity using the least amount of power



Diverter valve to control the opening and closing of the hydraulic door (UML/S/EX/VT)



Additional reinforced side plates for extreme conditions



Customized attachment bracket

STANDARD EQUIPMENT

110/60cc variable torque hydraulic piston motor (145-300 L/min) (UML/S/EX/VT)	110cc variable torque hydraulic piston motor (145-240 L/min) (UML/S/EX/SONIC)
Timing belt transmission	Bulkhead for hydraulic connections
Flow control system valve	Hydraulic front hood
Diverter valve (UML/S/EX/SONIC)	Inner anti wear clad plates FCP
Safety and anticavitation valve	Screwed protection chains
Enclosed / anti dust machine body	Interchangeable forged steel rotor shafts
Motor enclosed in the frame	Sonic System (UML/S/EX/SONIC)
Control box for diverter valve (UML/S/EX/SONIC)	

OPTIONS

160/108cc variable torque hydraulic piston motor (235-300 L/min) (UML/S/EX/VT)	Customized attachment bracket with pins
Customized setting hydraulic motor (UML/S/EX/VT)	Customized attachment bracket kit with customized pins
Diverter valve (UML/S/EX/VT)	Multiple tooth options
Additional reinforced side plates	Rotor Bite Limiter
Control box for diverter valve (UML/S/EX/SONIC)	

MODEL	UML/S/EX/VT-125	UML/S/EX/VT-150	UML/S/EX/SONIC-125	UML/S/EX/SONIC-150
Flow rate (L/min)	145-300	145-300	145-240	145-240
Pressure (bar)	220-350	220-350	220-350	220-350
Excavator weight (t)	18-25	18-25	18-25	18-25
Working width (mm)	1347	1587	1347	1587
Weight (kg)	1450	1550	1450	1550
Rotor diameter (mm)	450	450	450	450
Max shredding diameter (mm)	300	300	300	300
No. teeth type C/3+C/3/SS	26+4	32+4	26+4	32+4
type I+C/3/SS	38+2	46+2	38+2	46+2
type BL	20+2	24+2	20+2	24+2

Data refers to machine as standard. The technical data in this catalogue may be altered without prior notice.

ROTOR TYPE C



TOOTH C/3 (standard)



TOOTH C/3/HD (option)



BLADE BL (option)



TOOTH K/3 (option)

ROTOR TYPE BL



BLADE BL (option)



TOOTH C/3 (option)

ROTOR TYPE I



TOOTH I (option)



TOOTH C/3/SS (side scraper)

FORESTRY MULCHERS FOR EXCAVATORS

UMM/EX

The FAE forestry mulchers for the most powerful excavators.

The UMM/EX mulchers are great for mulching vegetation and trees with a max. diameter of 40 cm and are compatible with excavators from 20 to 36 t. The UMM/EX models are recommended for managing and controlling vegetation in wooded areas, maintaining green spaces, and anywhere a large mulching capacity

is required. The line offers two types of hydraulic motors: the VT motor with automatic variable displacement and increased torque and the SONIC motor, a FAE exclusive that optimizes performance and can be easily managed using the dedicated FAE App for smartphone.



Sonic System



130-300 L/min



Ø 40 cm max



20-36 t



Heavy duty steel frame
for maximum endurance, even during the most challenging tasks

Bolted counter blades
for fine mulching and easy maintenance



Sonic System
is a new automatic intelligent system that manages the hydraulic transmission. It makes the mulching machine to perform at the maximum capacity in all conditions (UMM/EX/SONIC - UMM/EX/HP/SONIC)



Flow control valve
protects the hydraulic motor



Poly Chain® belt transmission
for optimum power transfer

MAIN OPTIONS



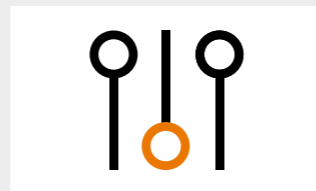
Kit with attachment brackets and pins (customized)



Diverter valve for displacement control
to manage the opening and closing of the hydraulic hood



Additional side reinforcement plates
(standard for UMM/EX/VT - UMM/EX/SONIC)



VT Motor
setting customized adjustment for top performance every time

STANDARD EQUIPMENT

110/60cc variable torque hydraulic piston motor (130-210 L/min) (UMM/EX/VT)	Poly Chain® Belt Transmission (UMM/EX/VT - UMM/EX/HP/VT)
110cc variable torque hydraulic piston motor (130-210 L/min) (UMM/EX/SONIC)	Bulkhead for hydraulic connections
160/108cc variable torque hydraulic piston motor (180-300 L/min) (UMM/EX/VT/HP - UMM/EX/HP/SONIC)	Additional reinforced side plates (UMM/EX/HP/VT - UMM/EX/HP/SONIC)
Flow control system valve	Hydraulic rear hood
Diverter valve (UMM/EX/SONIC - UMM/EX/HP/SONIC)	Inner anti wear clad plates FCP
Safety and anticavitation valve	Screwed protection chains
Enclosed / anti dust machine body	Interchangeable counterblades
Motor enclosed in the frame	Sonic System (UMM/EX/SONIC - UMM/EX/HP/SONIC)

OPTIONS

160/108cc variable torque hydraulic piston motor (180-300 L/min) (UMM/EX/VT-150)	Customized attachment bracket with pins
Customized setting hydraulic motor (UMM/EX/VT - UMM/EX/HP/VT)	Customized attachment bracket with pins and leg
Diverter valve (UMM/EX/VT - UMM/EX/HP/VT)	Multiple tooth options
Additional reinforced side plates (UMM/EX/VT - UMM/EX/SONIC)	

MODEL	UMM/EX/VT-125	UMM/EX/VT-150	UMM/EX/SONIC-125	UMM/EX/SONIC-150	UMM/EX/HP/VT-150	UMM/EX/HP/SONIC-150
Flow rate (L/min)	130-210	130-210	130-210	130-210	180-300	180-300
Pressure (bar)	240-350	240-350	240-350	240-350	240-350	240-350
Excavator weight (t)	20-30	20-30	20-30	20-30	30-36	30-36
Working width (mm)	1344	1584	1344	1584	1584	1584
Weight (kg)	1990	2120	1990	2120	2200	2200
Rotor diameter (mm)	500	500	500	500	500	500
Max shredding diameter (mm)	300	300	300	300	400	400
No. teeth type C/3+C/3/SS	26+2	32+2	26+2	32+2	32+2	32+2
type I+C/3/SS	38+2	46+2	38+2	46+2	46+2	46+2

Data refers to machine as standard. The technical data in this catalogue may be altered without prior notice.

ROTOR TYPE C



TOOTH C/3
(standard)



TOOTH C/3/HD
(option)



BLADE BL
(option)



TOOTH K/3
(option)

ROTOR TYPE I



TOOTH I
(option)



TOOTH C/3/SS
(side scraper)

FORESTRY MULCHERS FOR EXCAVATORS


UMM/S/EX

FAE forestry mulchers for excavators up to 40 tons.


The UMM/S/EX mulchers can be used to mulch trees and vegetation with a diameter of up to 40 cm and are compatible with excavators from 25 to 40 tons. Their hydraulic capacity ranges from 250 to 450 L/min., and they can handle pressure of up to 400 bar. The UMM/S/EX models are recommended for use anywhere a large mulching capacity is required, including in wooded

areas or green spaces. The double Poly Chain belt transmission ensures optimum power transfer and reliability over time. Spike PRO bolted counter blades produce very fine mulch and make maintenance easy. The head can be fitted with C/3 or C/3/HD teeth. It is available in UMM/S/EX/VT/DT-150 size.

 250-450 L/min

 Ø 40 cm max

 25-40 t



VT motors
increases torque automatically




Poly-Chain® belts
drive transmission
optimal power transfer

Double transmission



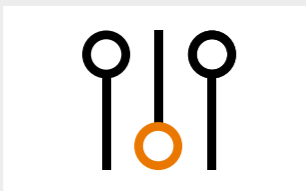
Spike PRO counter blades
for finer mulched material



MAIN OPTIONS



Kit with attachment brackets and pins (customized)



VT Motor Settings
Customizable motor adjustments to maximize the performance of any hydraulic system



Rotor with Bite Limiter technology
maximum productivity using the least amount of power



Diverter valve for displacement control
to manage the opening and closing of the hydraulic hood

STANDARD EQUIPMENT

110 cc VT hydraulic piston motors	Deflector
Motors enclosed in the frame	Additional reinforced side plates
Enclosed, dust-resistant machine body	Timing belts transmission
Hydraulic block with safety and anticavitation valves	Adjustable skids
Hydraulically adjustable front hood	Interchangeable forged steel rotor shafts
Fittings for hydraulic connections	Interchangeable bolt-on Spike PRO counter blades

OPTIONS

160 cc VT hydraulic piston motors	Customized attachment bracket kit with customized pins
Customized setting for hydraulic motors	Bite Limiter rotor
24V Diverter valve	Multiple tooth options
Control box for Diverter valve	

MODEL

UMM/S/EX/VT/DT-150

Flow rate (L/min)	250-450
Pressure (bar)	250-400
Excavator weight (t)	25-40
Working width (mm)	1584
Weight (kg)	2300
Rotor diameter (mm)	500
Max shredding diameter (mm)	400
No. teeth type C/3+C/3/SS	32+2

Data refers to machine as standard. The technical data in this catalogue may be altered without prior notice.

ROTOR TYPE C



TOOTH C/3
(standard)



TOOTH C/3/HD
(option)



BLADE BL
(option)



TOOTH K/3
(option)



TOOTH C/3/SS
(side scraper)

ROTOR TYPE BL



BLADE BL/MAX
(option)



TOOTH C/3/MAX
(option)

FORESTRY MULCHERS FOR EXCAVATORS


UML/HY/RW - FML/HY/RW

Forestry mulcher with fixed tooth rotor for excavators.

The UML/HY/RW mulcher has been specifically designed for railway vehicles or other special machines. It is ideal for maintaining areas that are difficult to reach such as the embankments of railway lines.

The optimum weight, light frame and oversized rotor equipped with fixed teeth, allows for the mulching of material up to 12 cm diameter. It will mulch even with the presence of stones or rocks found near railroads.

 65 - 180 L/min

 Ø 12 cm max

 6-10 t



Steel counter-blades
helps mulch material into
a smaller final size



**Hydraulic piston motor 63cc with relief
and anticavitation valve**

Motor enclosed in frame
protected from dirt and damage



**Swinging
hammer rotor**
(FML/HY/RW)



STANDARD EQUIPMENT

32/65cc variable manual displacement hydraulic piston motor (92-180 L/min) (UML/HY/RW - FML/HY/RW)	Belt transmission
55/38cc variable torque hydraulic piston motor (95-135 L/min) (UML/HY/RW/VT)	Bulkhead for hydraulic connections
Flow control system valve	Hydraulic rear hood
Safety and anticavitation valve	Screwed protection chains
Enclosed / anti dust machine body	Welded counterblades
Motor enclosed in the frame	

OPTIONS

Customized setting hydraulic motor	Multiple tooth options
Rotor Bite Limiter	

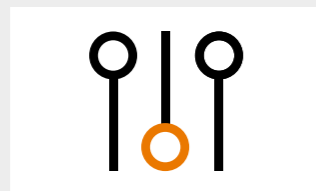
MODEL	UML/HY/ RW-125	UML/HY/ RW-150	UML/HY/ RW/VT-125	UML/HY/ RW/VT-150	FML/HY/ RW-125	FML/HY/ RW-150
Flow rate (L/min)	92-180	92-180	90-135	90-135	65-165	65-165
Pressure (bar)	220-350	220-350	220-350	220-350	220-250	220-250
Excavator weight (t)	6-10	6-10	6-10	6-10	6-10	6-10
Working width (mm)	1342	1582	1342	1582	1342	1582
Weight (kg)	680	750	680	750	550	590
Rotor diameter (mm)	425	425	425	425	425	425
Max shredding diameter (mm)	120	120	120	120	120	120
No. teeth type C/3+C/3/SS	26+2	32+2	26+2	32+2	-	-
type I+C/3/SS	36+2	42+2	36+2	42+2	-	-
No. hammers type FML	-	-	-	-	20	24

Data refers to machine as standard. The technical data in this catalogue may be altered without prior notice.

MAIN OPTIONS



**Rotor with
Bite Limiter technology**
maximum productivity using
the least amount of power



**Customized setting
hydraulic motor**

ROTOR TYPE C



TOOTH C/3
(standard)



TOOTH C/3/HD
(option)



BLADE BL
(option)

ROTOR TYPE BL



BLADE BL
(option)

ROTOR TYPE I



TOOTH I
(option)



TOOTH C/3/SS
(side scraper)



HAMMER FML
(standard)

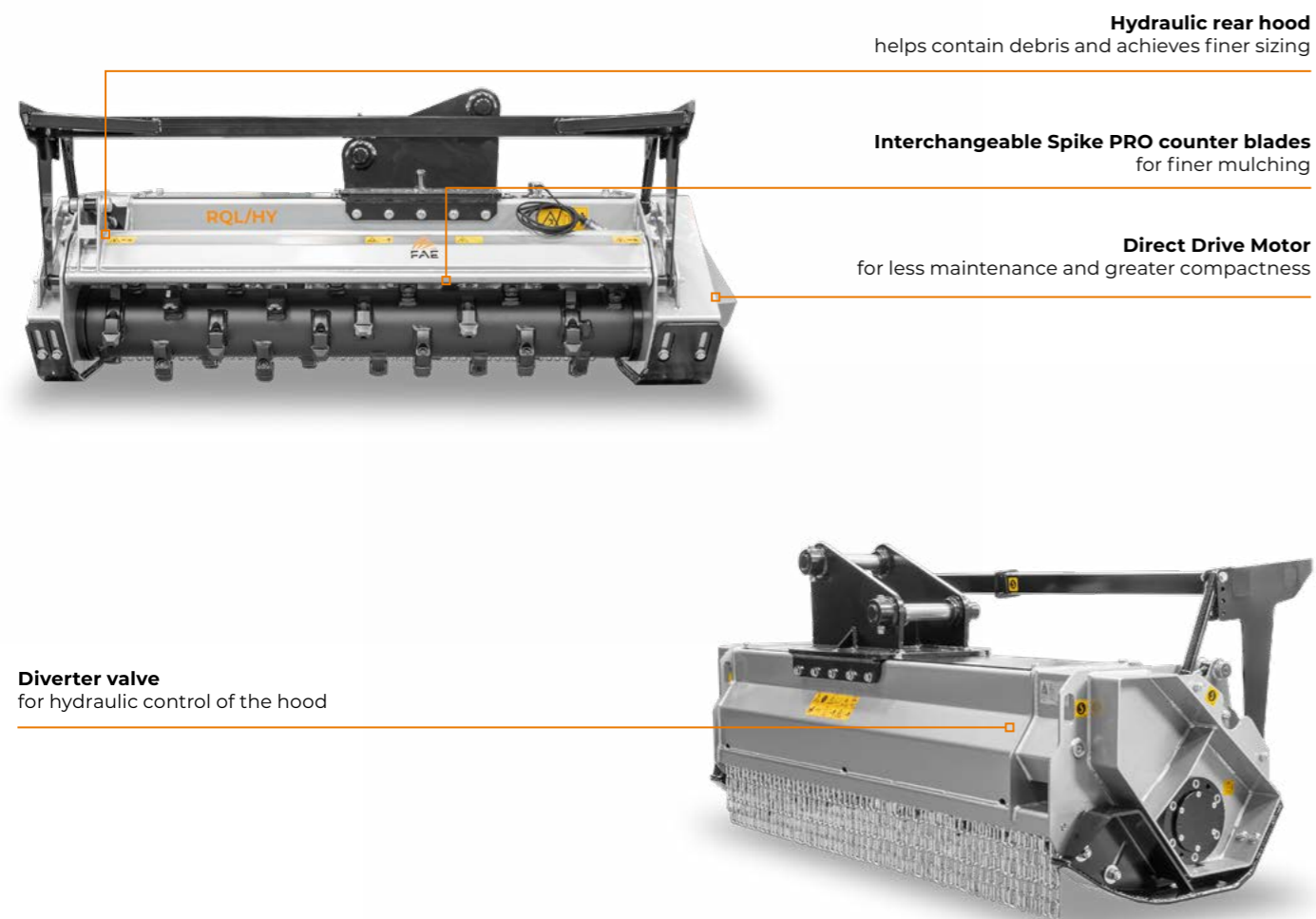
FORESTRY MULCHERS FOR EXCAVATORS

RQL/HY

Forestry mulcher for powerpack vehicles and wheeled excavators from 10 to 15 t.

The RQL/HY is a lightweight and versatile forestry mulcher for powerpack vehicles and wheeled excavators from 10 to 15 t. It is designed to cut grass, shrubs and trees up to 15 cm in diameter. The RQL/HY is ideal for carrying out maintenance of road and railway embankments. The sturdy fixed-tooth rotor is balanced to ensure no vibration. The Direct Drive motor of the RQL/HY is positioned on the left to keep the center of gravity closer

to the carrier. It reduces maintenance to a minimum and allows for more compact body dimensions for increased maneuverability. In the inner chamber, interchangeable bolt-on spike counter blades ensure fine shredding of all types of vegetation. The head can be fitted with C/3/MINI teeth or BL/MINI blades. It is available in three widths: RQL/HY-125, RQL/HY-150 and RQL/HY-175.



MAIN OPTIONS



Mechanical push frame



Customized attachment bracket

90 - 200 L/min

Ø 15 cm max

10-15 t



STANDARD EQUIPMENT

32 cc hydraulic piston motor	12 V Diverter valve
Hydraulic motor with flushing valve	Fittings for hydraulic connections
Direct-drive transmission	Interchangeable bolt-on Spike PRO counter blades
Motor enclosed in the frame	Adjustable skids
Enclosed, dust-resistant machine body	Interchangeable protection chains
Flow control system valve with integrated safety and anticavitation valves	Interchangeable forged steel rotor shafts
Hydraulically adjustable rear hood	Rotor with teeth C/3/MINI

OPTIONS

63 cc hydraulic piston motor	Customized attachment bracket with pins
24 V Diverter valve	Customized attachment bracket with pins and leg
Control box for Diverter valve	Tooth options
Mechanically adjustable push frame	Attachment plate with self-leveling device
Support roller	

MODEL	RQL/HY-125	RQL/HY-150	RQL/HY-175
Flow rate (L/min)	90-200	90-200	90-200
Pressure (bar)	180-350	180-350	180-350
Excavator weight (t)	10-15	10-15	10-15
Working width (mm)	1240	1480	1720
Total width (mm)	1665	1905	2145
Weight (kg)	560	610	670
Rotor diameter (mm)	360	360	360
Max shredding diameter (mm)	150	150	150
No. teeth type C/3/MINI	26	32	36

Options may have reflects on weights and dimensions.

ROTOR TYPE C



TOOTH C/3/MINI (standard)

ROTOR TYPE BL



BLADE BL/MINI (option)

STUMP CUTTERS FOR EXCAVATORS

Our professional, hydraulic driven excavator stump cutters can be utilized for easy and quick removal of stumps.



SCL/HY
Disc stump cutters for excavators.



SCL/EX
Disc stump cutters for excavators.



SCM/EX
Disc stump cutters for excavators.



IT REACHES AND OVERCOMES OBSTACLES.

MODEL	1 - 10 t	10 - 25 t
SCL/HY	4 - 7,5 t	
SCL/EX	7 - 15 t	
SCM/EX		14 - 24 t

STUMP CUTTERS FOR EXCAVATORS

SCL/HY

Disc stump cutters for excavators.

The SCL/HY is a new compact stump cutter for removing individual stumps in forests, parks, roadside and on river banks. Its smaller size makes it very easy to maneuver and suitable for small and midsize excavators (4 to 7.5 t). The piston engine (with manually controlled variable displacement) makes it easy to use on different excavators with different oil flow rates. The SCL/HY has a disc stump

cutter with type L fixed teeth, making it possible to cut stumps solely through the lateral movement of the head rather than through difficult maneuvering of the excavator. Additionally, the hydraulically adjustable front hood with 12 V diverter valve and the integrated bracket on the machine body make milling work very easy. It comes equipped with a belt transmission and various easily replaceable components.



50-105 L/min



4-7,5 t



Hydraulic front hood
reduces the ejection of mulched material at all operating depths

Interchangeable attachable protection chains
limit mulched material output

Thumb bracket
useful in moving material to be mulched



Disc stump cutter



STANDARD EQUIPMENT

32/65cc variable manual displacement hydraulic piston motor with relief and anticavitation valve	Belt transmission
Flow control system valve	Bulkhead for hydraulic connections
Diverter valve (plug & play)	Hydraulic front hood
Safety and anticavitation valve	Front fixed thumb bracked
Enclosed / anti dust machine body	Screwed protection chains
Motor enclosed in the frame	

OPTIONS

Customized setting hydraulic motor	Customized attachment bracket with pins
------------------------------------	---

MODEL

	SCL/HY
Flow rate (L/min)	50-105
Pressure (bar)	180-350
Excavator weight (t)	4-7,5
Total width (mm)	647
Weight (kg)	460
Rotor diameter (mm)	570
No. teeth type L/1+L/2	15+15

Data refers to machine as standard. The technical data in this catalogue may be altered without prior notice.

MAIN OPTIONS



Customized Attachment bracket

DISC ROTOR



TOOTH L/1
(standard)



TOOTH L/2
(standard)


STUMP CUTTERS FOR EXCAVATORS

SCL/EX


Disc stump cutters for excavators.

The SCL/EX is for excavators ranging from 7 to 15 t. Thanks to the heavy duty and larger disk, stump removal is made easier in any situation;

even when using medium and small size excavators. This unit is compact, high performing and is equipped with a hydraulic door to control the exit of debris.

 105-170 L/min

 7-15 t



Access panel

VT motor

adjustable motor to obtain the maximum performance from any excavator, protected from dirt and damage



Front hydraulic hood with bolt-on chains

Motor enclosed in frame protected from dirt and damage



Adjustable supporting service stand for storing the machine when not in use

STANDARD EQUIPMENT

110/60cc variable torque hydraulic piston motor (105-170 L/min)	Poly Chain® belt transmission
Flow control system valve	Bulkhead for hydraulic connections
Safety and anticavitation valve	Hydraulic front hood
Enclosed / anti dust machine body	Screwed protection chains
Motor enclosed in the frame	Supporting service leg

OPTIONS

80/50cc variable torque hydraulic piston motor (75-120 L/min)	Front fixed thumb bracked
Customized setting hydraulic motor	Customized attachment bracket with pins
Diverter valve (plug & play)	Customized attachment bracket with pins and leg

MODEL

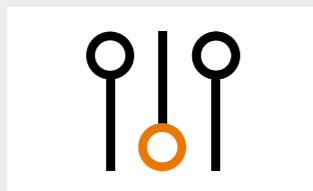
	SCL/EX/VT
Flow rate (L/min)	105-170
Pressure (bar)	180-350
Excavator weight (t)	7-15
Total width (mm)	902
Weight (kg)	755
Rotor diameter (mm)	660
No. teeth type L/1+L/2	15+15

Data refers to machine as standard. The technical data in this catalogue may be altered without prior notice.

MAIN OPTIONS



Front fixed thumb



Customized setting hydraulic motor



Customized attachment bracket with fixed thumb



Customized attachment bracket

DISC ROTOR



TOOTH L/1 (standard)



TOOTH L/2 (standard)

STUMP CUTTERS FOR EXCAVATORS

SCM/EX

Disc stump cutters for excavators.

The SCM/EX is designed to remove stumps quickly and easily. The front hood with hydraulic adjustment and front fixed thumb are designed to shift previously cut material. This feature combined with the reliability and

resistance of the disc allows for the best performance and safety while the stumps are being removed.



130-185 L/min



14-24 t



Access panel

VT motor
to increase performance
and reduce operating costs



Front hydraulic hood with bolt-on chains/protection plates



Motor enclosed in frame
protected from dirt and damage

Adjustable supporting service stand
for storing the machine when not in use

STANDARD EQUIPMENT

160/108cc variable torque hydraulic piston motor	Bulkhead for hydraulic connections
Flow control system valve	Hydraulic front hood
Safety and anticavitation valve	Screwed protection chains
Enclosed / anti dust machine body	Bolt-on chains / protection plates
Motor enclosed in the frame	Supporting service leg
Poly Chain® belt transmission	

OPTIONS

Customized setting hydraulic motor	Customized attachment bracket with pins
Diverter valve (plug & play)	Customized attachment bracket with pins and leg
Front fixed thumb bracked	

MODEL

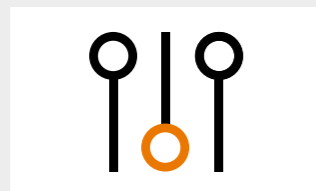
	SCM/EX/VT
Flow rate (L/min)	130-185
Pressure (bar)	220-350
Excavator weight (t)	14-24
Total width (mm)	780
Weight (kg)	1100
Rotor diameter (mm)	815
No. teeth type M/1+M/2+M/3+M/4	12+3+12+3

Data refers to machine as standard. The technical data in this catalogue may be altered without prior notice.

MAIN OPTIONS



Front fixed thumb



Customized setting hydraulic motor



Customized attachment bracket with fixed thumb



Customized attachment bracket

DISC ROTOR



TOOTH M/3 (standard)



TOOTH M/1 (standard)




TOOTH M/4 (standard)



TOOTH M/2 (standard)

FORESTRY MULCHERS FOR SPECIAL VEHICLES

Our forestry mulchers have been created for special carriers in line with the specific requirements of the customer. They are utilized for the maintenance and reclamation of forest and agricultural land.




140/U/PM

Heavy duty hydraulic mulcher for higher horse power carriers.




200/U/PM

Heavy duty hydraulic mulcher for higher horse power carriers.



300/U/PM

Heavy duty hydraulic mulcher for higher horse power carriers.



500/U/PM

Heavy duty hydraulic mulcher for higher horse power carriers.



DESIGNED AND BUILT FOR YOU.

MODEL	100 - 200 hp	200 - 300 hp	300 - 400 hp	400 - 500 hp	500 - 600 hp
140/U/PM	150 - 220 hp				
200/U/PM		180 - 300 hp			
300/U/PM			300 - 450 hp		
500/U/PM				400 - 600 hp	

FORESTRY MULCHERS FOR SPECIAL VEHICLES

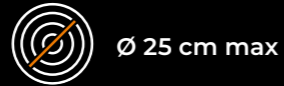
140/U/PM

Heavy duty hydraulic mulcher for higher horse power carriers.

The 140/U/PM is the smallest model in the product line. Its small size makes it ideal for clearing corridors in the woods for seismic surveys and oil exploration. The sturdy frame means it can be used with tracked vehicles.



150-220 hp



Ø 25 cm max



FORESTRY MULCHERS FOR SPECIAL VEHICLES


200/U/PM

Heavy duty hydraulic mulcher for higher horse power carriers.

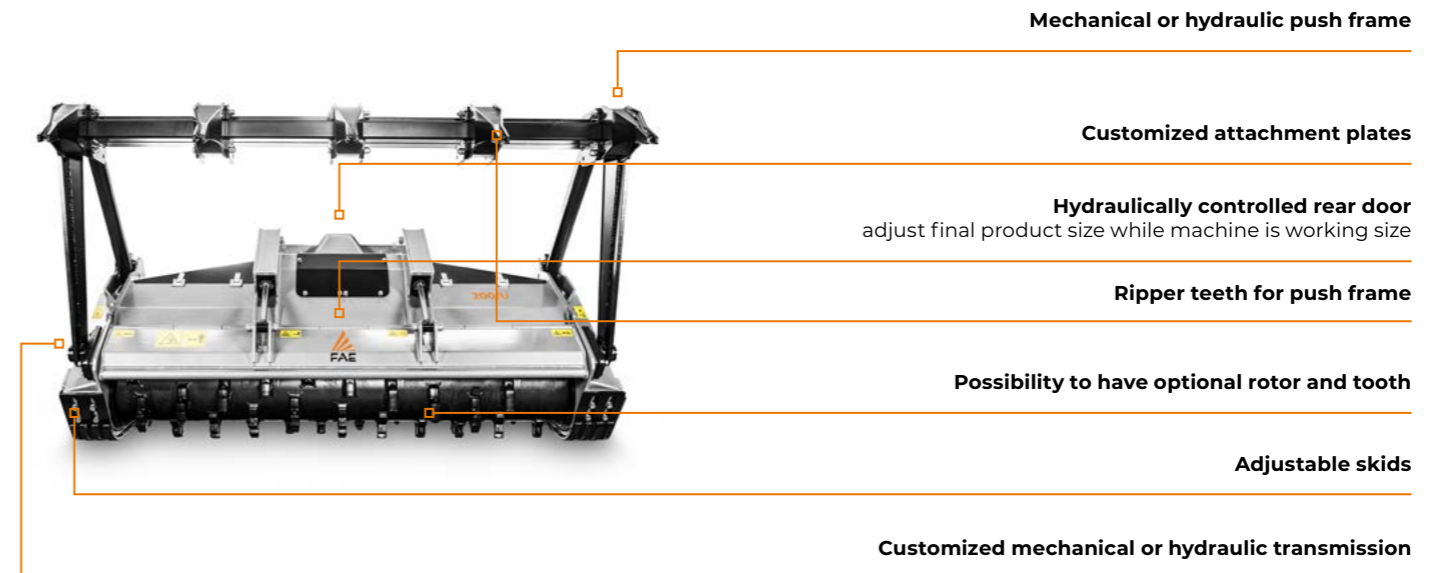
The 200/U/PM combines compact maneuverability with the performance of larger machines. It is strong and highly productive for mulching bushes, branches and trees up to 35 cm in diameter.



180-300 hp



Ø 35 cm max



STANDARD EQUIPMENT

Considering the various available options and high level of customization, the final configuration will be specified upon request.

MODEL	140/U/PM-140	140/U/PM-150	140/U/PM-175	140/U/PM-200	140/U/PM-225
Engine (hp)	150-220	150-220	150-220	150-220	150-220
Flow rate (L/min)	130-210	130-210	130-210	130-210	130-210
Pressure (bar)	250-400	250-400	250-400	250-400	250-400
Working width (mm)	1407	1587	1827	2067	2307
Total width (mm)	1751	1931	2171	2411	2651
Weight (kg)	1560	1600	1700	1800	1900
Rotor diameter (mm)	450	450	450	450	450
Max shredding diameter (mm)	250	250	250	250	250
No. teeth type C/3+C/3/SS	28+4	32+4	38+4	42+2	48+2

Data refers to machine as standard. The technical data in this catalogue may be altered without prior notice.

STANDARD EQUIPMENT

Considering the various available options and high level of customization, the final configuration will be specified upon request.

MODEL	200/U/PM-200	200/U/PM-210	200/U/PM-225
Engine (hp)	180-300	180-300	180-300
Flow rate (L/min)	150-360	150-360	150-360
Pressure (bar)	250-415	250-415	250-415
Working width (mm)	2064	2150	2304
Total width (mm)	2464	2560	2704
Weight (kg)	2960	3030	3120
Rotor diameter (mm)	500	500	500
Max shredding diameter (mm)	350	350	350
No. teeth type C/3+C/3/SS	42+2	44+2	46+2

Data refers to machine as standard. The technical data in this catalogue may be altered without prior notice.

ROTOR TYPE C




ROTOR TYPE BL



ROTOR TYPE I



ROTOR TYPE C



ROTOR TYPE BL



ROTOR TYPE I



FORESTRY MULCHERS FOR SPECIAL VEHICLES

300/U/PM

Heavy duty hydraulic mulcher for higher horse power carriers.

The 300/U/PM mulcher is highly productive, strong, and lightweight, with a fixed-teeth rotor that lets it mulch plants and trunks up to 40 cm in diameter. It may be customized to meet specific needs.



300-450 hp



Ø 40 cm max



FORESTRY MULCHERS FOR SPECIAL VEHICLES

500/U/PM

Heavy duty hydraulic mulcher for higher horse power carriers.

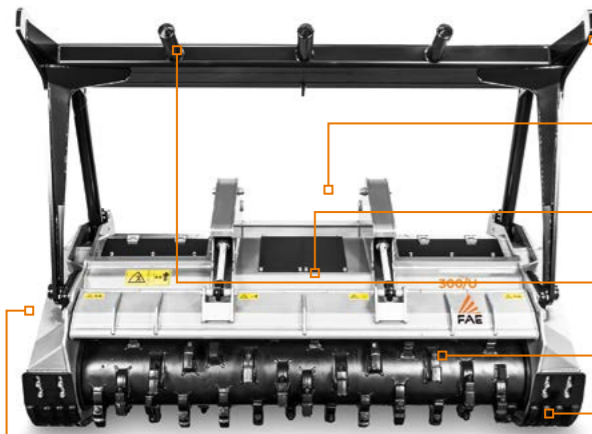
The 500/U/PM forestry mulcher is the top of the line for special vehicles, capable of mulching logs up to 50 cm in diameter. The transmission is rated for use up to 600 hp, so it can work with the most powerful vehicles on the market.



400-600 hp



Ø 50 cm max



- Hydraulic push frame
- Customized attachment plates
- Hydraulically controlled hood to adjust final product size
- Ripper teeth for push frame
- Possibility to have optional rotor and tooth
- Adjustable skids
- Customized hydraulic transmission

STANDARD EQUIPMENT

Considering the various available options and high level of customization, the final configuration will be specified upon request.

MODEL	300/U/PM-225	300/U/PM-250
Engine (hp)	300-450	300-450
Flow rate (L/min)	370-510	370-510
Pressure (bar)	250-415	250-415
Working width (mm)	2304	2544
Total width (mm)	2784	3024
Weight with C-type rotor (kg)	3850	4010
Weight with B-type rotor (kg)	4190	4410
Rotor diameter (mm)	590	590
Max shredding diameter (mm)	400	400
No. teeth type B/3+C/3/SS	80+2	92+2
type C/3+C/3/SS	50+2	56+2

Data refers to machine as standard. The technical data in this catalogue may be altered without prior notice.

ROTOR TYPE B

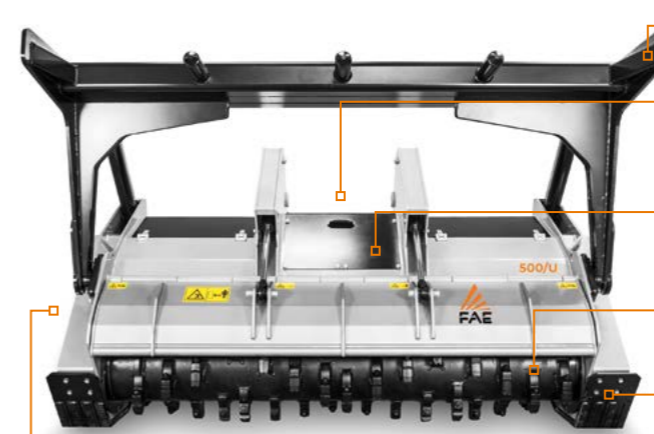


TOOTH B/3 (standard) **TOOTH B/3/HD** (option)

ROTOR TYPE C



TOOTH C/3 (standard) **TOOTH C/3/HD** (option) **TOOTH K/3** (option) **TOOTH STCL/3** (option) **TOOTH C/3/SS** (side scraper)



- Mechanical or hydraulic push frame (optional)
- Customized attachment plates
- Hydraulically controlled hood to adjust final product
- Multiple tooth options
- Adjustable skids
- Customized hydraulic transmission

STANDARD EQUIPMENT

Considering the various available options and high level of customization, the final configuration will be specified upon request.

MODEL	500/U/PM-225	500/U/PM-250
Engine (hp)	400-600	400-600
Flow rate (L/min)	370-580	370-580
Pressure (bar)	250-400	250-400
Working width (mm)	2320	2560
Total width (mm)	2860	3100
Weight with C-type rotor (kg)	4710	4960
Weight with A-type rotor (kg)	5050	5200
Rotor diameter C/3 (mm)	680	680
Rotor diameter A/3 (mm)	680	680
Max shredding diameter (mm)	500	500
No. teeth type A/3+MH/3	88+2	96+2
type C/3+C/3/SS	54+2	60+2

Data refers to machine as standard. The technical data in this catalogue may be altered without prior notice.

ROTOR TYPE A



TOOTH A/3 (standard) **TOOTH A/3/HD** (option) **TOOTH MH/3** (side scraper)

ROTOR TYPE C



TOOTH C/3 (standard) **TOOTH C/3/HD** (option) **TOOTH K/3** (option) **TOOTH STCL/3** (option) **TOOTH C/3/SS** (side scraper)

FORESTRY TILLERS FOR SPECIAL VEHICLES

Our forestry tillers have been created for special carriers in line with the specific requirements of the customer. They are utilized for the maintenance and reclamation of forest and agricultural land.



200/S/PM

Universal hydraulic tiller for higher horse power carriers.



300/S/PM

Universal hydraulic tiller for higher horse power carriers.



ABLE TO MEET YOUR REQUIREMENTS.

MODEL	200 - 300 hp	300 - 400 hp
200/S/PM	250 - 300 hp	
300/S/PM	250 - 400 hp	

FORESTRY TILLERS FOR SPECIAL VEHICLES

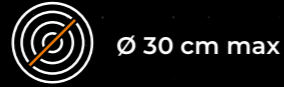
200/S/PM

Universal hydraulic tiller for higher horse power carriers.

The 200/S/PM is lightweight and comes in different widths, making it perfect for a wide range of vehicles. The gear drive lets the rotor work at a slower speed than conventional belt-driven forestry mulchers.



250-300 hp



Ø 30 cm max



Depth 30 cm



FORESTRY TILLERS FOR SPECIAL VEHICLES


300/S/PM

Universal hydraulic tiller for higher horse power carriers.

The 300/S/PM can shred large stumps and roots up to 40 cm deep. The ample working widths make it possible to clear large surfaces and provide excellent material shredding results.




250-400 hp



Ø 50 cm max



Depth 40 cm




Customized attachment plate (optional)

Hydraulically controlled hood to adjust final product size

180 cc hydraulic motor

Dual transmission with side gearbox



Customized attachment plate (optional)

Hydraulically controlled hood to adjust final product size

Variable manual displacement hydraulic motor

Dual transmission with side gearbox

STANDARD EQUIPMENT

Considering the various available options and high level of customization, the final configuration will be specified upon request.

MODEL	200/S/PM-225	200/S/PM-250
Engine (hp)	250-300	250-300
Flow rate (L/min)	355-410	355-410
Pressure (bar)	320-400	320-400
Working width (mm)	2320	2560
Total width (mm)	2662	2902
Weight (kg)	3162	3400
Rotor diameter (mm)	600	600
Max working depth (mm)	300	300
Max shredding diameter (mm)	300	300
No. teeth type B/3+C/3/SS	82+4	96+4

Data refers to machine as standard. The technical data in this catalogue may be altered without prior notice.

ROTOR TYPE B



TOOTH B/3 (standard)



TOOTH G/3 (option)



TOOTH G/3/HD (option)



TOOTH C/3/SS (side scraper)

STANDARD EQUIPMENT

Considering the various available options and high level of customization, the final configuration will be specified upon request.

MODEL	300/S/PM-225	300/S/PM-250
Engine (hp)	250-400	250-400
Flow rate (L/min)	500-660	500-660
Pressure (bar)	320-400	320-400
Working width (mm)	2320	2560
Total width (mm)	2670	2910
Weight (kg)	3520	3770
Rotor diameter (mm)	670	670
Max working depth (mm)	400	400
Max shredding diameter (mm)	500	500
No. teeth type A/3+MH/3	88+4	102+4

Data refers to machine as standard. The technical data in this catalogue may be altered without prior notice.

ROTOR TYPE A



TOOTH A/3 (standard)



TOOTH A/3/HD (option)



TOOTH MH/3 (side scraper)

STUMP CUTTERS FOR SPECIAL VEHICLES

Our hydraulic driven stump cutters for special built carriers are unbeatable in removing stumps. Easy to use, fast and precise.



300/SC/PM

Hydraulic stump cutters for higher horse power carriers.



CREATED TO BETTER ASSIST YOUR PROJECTS.

MODEL	200 - 300 hp	300 - 400 hp	400 - 500 hp
300/SC/PM	250 - 300 hp		

STUMP CUTTERS FOR SPECIAL VEHICLES

300/SC/PM

Hydraulic stump cutters for higher horse power carriers.

The 300/SC/PM can shred large stumps and roots up to 50 cm in diameter and 100 cm deep. The hydraulic and proportional swing control allows to work on wide surfaces without moving the vehicle.



250-300 hp



Ø 50 cm max



Depth 100 cm



Hydraulic and proportional swing control

Hydraulic motor with relief valve

Poly Chain belt transmission
optimal power management

Interchangeable protection chains with safely deflects debris
limit the escape of the shredded material

STANDARD EQUIPMENT

Considering the various available options and high level of customization, the final configuration will be specified upon request.

MODEL	300/SC/PM
Engine (hp)	250-300
Flow rate (L/min)	300-370
Pressure (bar)	350-400
Working width max range (mm)	1450
Blade width (mm)	1050
Weight (kg)	2100
Disc rotor diameter (mm)	1020
Disc rotor width (mm)	160
Max working depth (mm)	1000
Max shredding diameter (mm)	500
No. teeth type M/1+M/2+M/3+M/4	24+4+24+4

Data refers to machine as standard. The technical data in this catalogue may be altered without prior notice.

DISC ROTOR



TOOTH M/3
(standard)



TOOTH M/1
(standard)



TOOTH M/4
(standard)



TOOTH M/2
(standard)

MULTITASKS FOR SPECIAL VEHICLES

Designed to meet the demands of working professionals, our multitask units are designed for a multitude of applications.



SFM/PM

Hydraulic multitask stone crusher, forestry tiller and mulcher for higher horse power carriers.



SFH/PM

Hydraulic multitask stone crusher, forestry tiller and mulcher for higher horse power carriers.



THREE GOALS WITH **EQUAL EFFICIENCY.**

MODEL	300 - 400 hp	400 - 500 hp
SFM/PM	300 - 450 hp	
SFH/PM	350 - 450 hp	

MULTITASKS FOR SPECIAL VEHICLES

SFM/PM

Hydraulic multitask stone crusher, forestry tiller and mulcher.

Extremely sturdy and versatile - the multi-purpose SFM/PM head works with special vehicles up to 450 hp. It crushes stones and shreds logs or stumps up to 30 cm deep.



300-450 hp



Ø 20 cm max (Stones)
Ø 35 cm max (Trees)
Ø 45 cm max (Stump)



Depth 30 cm



MULTITASKS FOR SPECIAL VEHICLES

SFH/PM

Hydraulic multitask stone crusher, forestry tiller and mulcher.

The SFH/PM head works with special vehicles up to 450 hp. It shreds logs or stumps and crushes stones up to 40 cm deep. Its double-gear transmission increases shredding power.



350-450 hp



Ø 35 cm max (Stones)
Ø 45 cm max (Trees)
Ø 55 cm max (Stump)




Depth 40 cm



Customized attachment plate (optional)

Hydraulically controlled hood
to adjust final product


Dual transmission with side gearbox
converts RPM to Power



Customized attachment plate (optional)

Hydraulically controlled hood
to adjust final product

Dual transmission with side gearbox
converts RPM to Power



STANDARD EQUIPMENT

Considering the various available options and high level of customization, the final configuration will be specified upon request.

MODEL	SFM/PM-225	SFM/PM-250
Engine (hp)	300-450	300-450
Flow rate (L/min)	350-390	350-390
Pressure (bar)	350-400	350-400
Working width (mm)	2310	2550
Total width (mm)	2620	2860
Weight (kg)	4100	4400
Rotor diameter (mm)	670	670
Max working depth (mm)	300	300
Max shredding diameter		
Stones (mm)	200	200
Trees (mm)	350	350
Stump (mm)	450	450
No. teeth type F/3+STC/3/FP+BAZ	58+6+4	62+6+4

Data refers to machine as standard. The technical data in this catalogue may be altered without prior notice.



TOOTH F/3
(standard)



TOOTH STC/3/FP
(side scraper)



TOOTH BAZ
(side scraper)

STANDARD EQUIPMENT

Considering the various available options and high level of customization, the final configuration will be specified upon request.

MODEL	SFH/PM-225	SFH/PM-250
Engine (hp)	350-450	350-450
Flow rate (L/min)	470-530	470-530
Pressure (bar)	350-415	350-415
Working width (mm)	2320	2560
Total width (mm)	2710	2950
Weight (kg)	5600	5900
Rotor diameter (mm)	900	900
Max working depth (mm)	400	400
Max shredding diameter		
Stones (mm)	350	350
Trees (mm)	450	450
Stump (mm)	550	550
No. teeth type G/3+STC/FP+STC/3/FP	60+4+6	66+4+6

Data refers to machine as standard. The technical data in this catalogue may be altered without prior notice.

ROTOR TYPE G



TOOTH G/3
(standard)



TOOTH G/3/HD
(option)



TOOTH STC/3/FP
(side scraper)



TOOTH STC/FP
(side scraper)

Original FAE tools

UNMATCHED PERFORMANCE



TOOTH G/3



TOOTH C/SS (R)



TOOTH C/SS (R)



TOOTH MH/3 (L)



TOOTH MH/3 (R)



TOOTH M/3



TOOTH M/1

The technical data in this catalog may be altered without prior notice.
The information and images in this document are not binding.
The weight is approximate and refers to machine without options.
The data in this catalog must be confirmed by the sales department.
Photographs may include accessories and equipment
not supplied as standard. FAE S.p.A. reserves
the right to make changes at any time, without prior warning.



TOOTH A/3



TOOTH A/3/HD



TOOTH F/3



TOOTH B/3



TOOTH B/3/HD



TOOTH G/3/HD



BLADE BL/MAX



TOOTH C/3



TOOTH C/3/HD



TOOTH C/3/SS (L)



TOOTH C/3/SS (R)



TOOTH C/SS (L)



TOOTH C/3/MINI



BLADE BL



BLADE BL/MINI



TOOTH I



TOOTH K/3




TOOTH C/SS (L)



TOOTH STCL/3



TOOTH STC/FP



BLADE E



BLADE E/HD



TOOTH STC/3/FP



FLAIL Y/2



FLAIL Y/3



HAMMER PML



HAMMER PMM



HAMMER FML



HAMMER FMM



TOOTH M/4



TOOTH M/2



TOOTH L/1



TOOTH L/2



TOOTH L/3



TOOTH L/4

